

**GEELY**







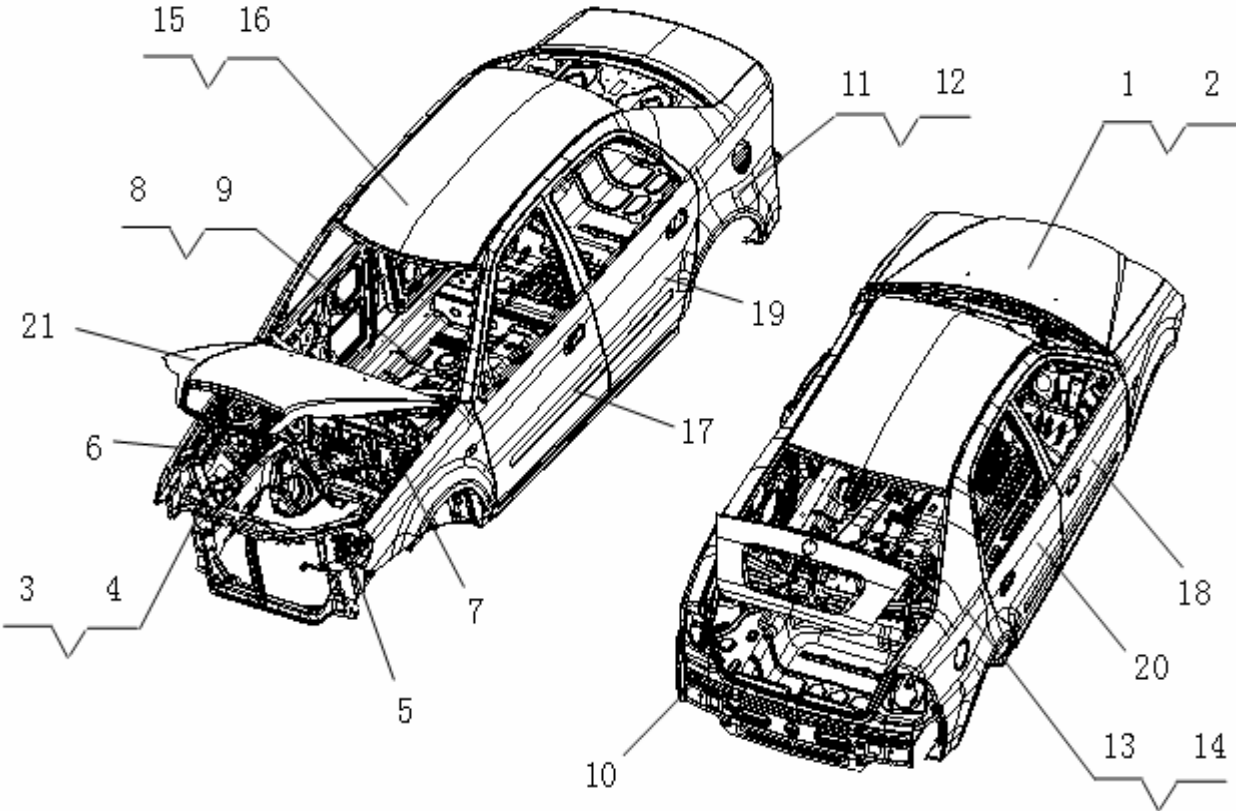
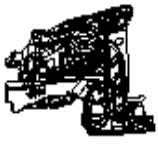





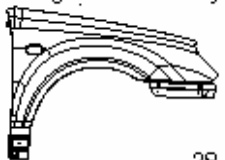
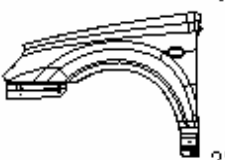





# **PARTS CATALOG**

**MINI**

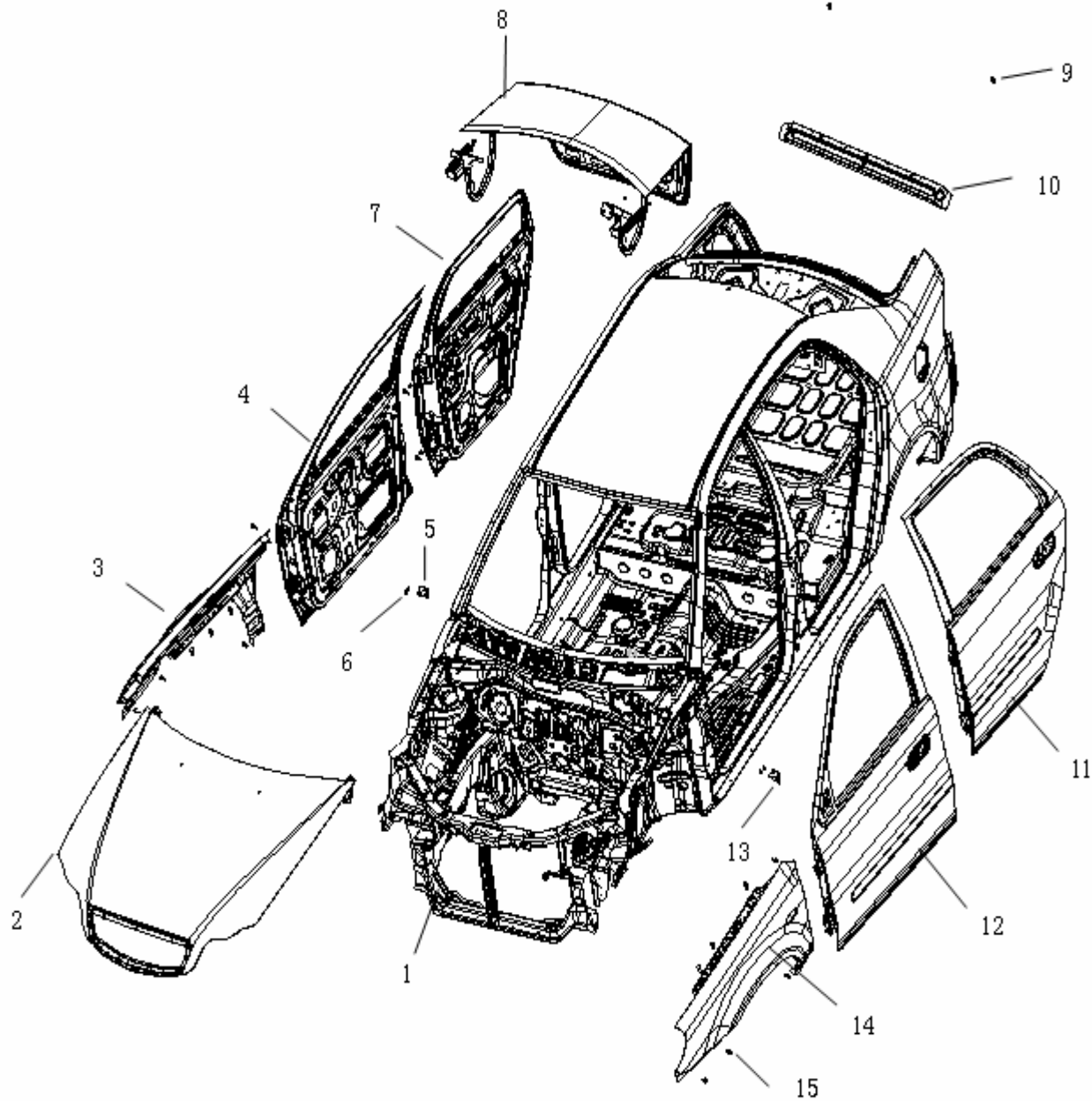


**JULY 2008**

# PICTURE INDEX

<p><b>2000 BODY</b></p>	<p>2010 white body assy</p>  <p>1</p>	<p>2030 body assy</p>  <p>3</p>	<p>2050 engine room assy</p>  <p>5</p>	<p>2210 engine hood assy</p>  <p>21</p>	<p>2220 trunk door assy</p>  <p>22</p>	<p>2240 LF splash guard &amp; front side rail assy</p>  <p>24</p>
						<p>2250 RF splash guard &amp; front side rail assy</p>  <p>25</p>
						<p>2110 left quarter assy</p>  <p>11</p>
<p>2290 rear floor assy</p>  <p>29</p>						<p>2130 right quarter assy</p>  <p>13</p>
<p>2080 front floor assy</p>  <p>8</p>		<p>2150 roof assy</p>  <p>15</p>				
<p>2280 right fender assy</p>  <p>28</p>	<p>2270 left fender assy</p>  <p>27</p>	<p>2200 RR door assy</p>  <p>20</p>	<p>2190 LR door assy</p>  <p>19</p>	<p>2180 RF door assy</p>  <p>18</p>	<p>2170 LF door assy</p>  <p>17</p>	<p>2160 roof assy (with sunroof)</p>  <p>16</p>

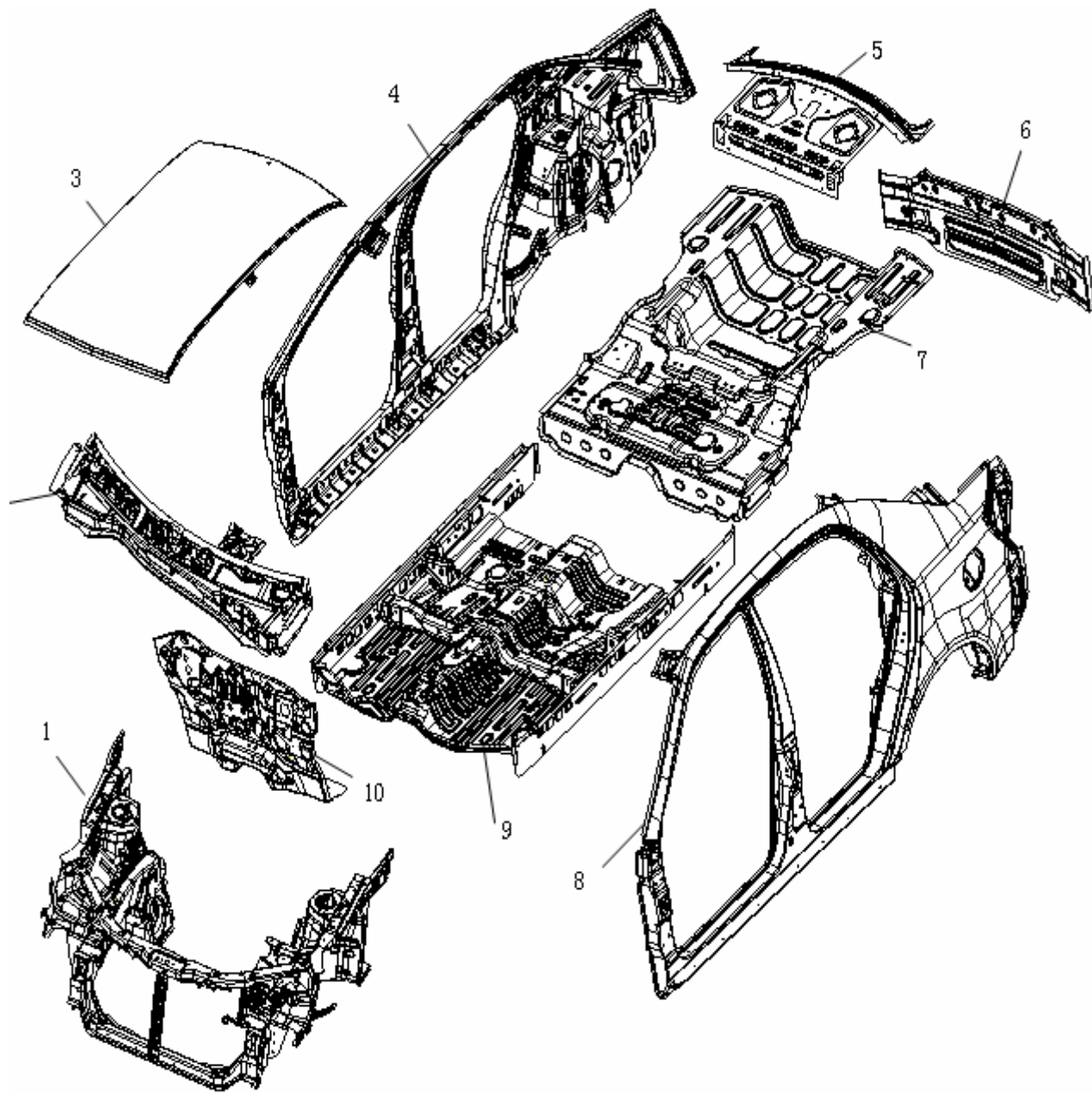
# 2010 BODY ASSY.



## 2010 BODY ASSY.

NO.	PART NO.	DES.	QTY	REMARK	NO.	PART NO.	DES.	QTY	REMARK
		WHITE BODY ASSY.	1						
1	5010000180002	BODY FRAME ASSY.	1						
2	8402010171001	ENGINE HOOD ASSY.	1						
	8402010180001	ENGINE HOOD ASSY.	1	RADIATOR FORWARD					
3	1200159180001	RIGHT WING ASSY.	1						
4	6101040180001	RF DOOR ASSY.	1						
5		INSTRUMENT PANEL RL BRACKET ASSY.	1						
6	Q1400612	HEXAGON HEAD BOLT & WASHER ASSY.	4						
7	6201040180001	RR DOOR ASSY.	1						
8	5604010171001	TRUNK LID ASSY.	1						
9	Q1840616	HEXAGON FLANGE BOLT	2						
10		TRUNK COVER BRACKET	1						
11	6201030180001	LR DOOR ASSY.	1						
12	6101030180001	LF DOOR ASSY.	1						
13		INSTRUMENT PANEL LL BRACKET ASSY.	1						
14	1200158180001	LEFT WING ASSY.	1						
15	Q1840612	HEXAGON FLANGE BOLT	14						

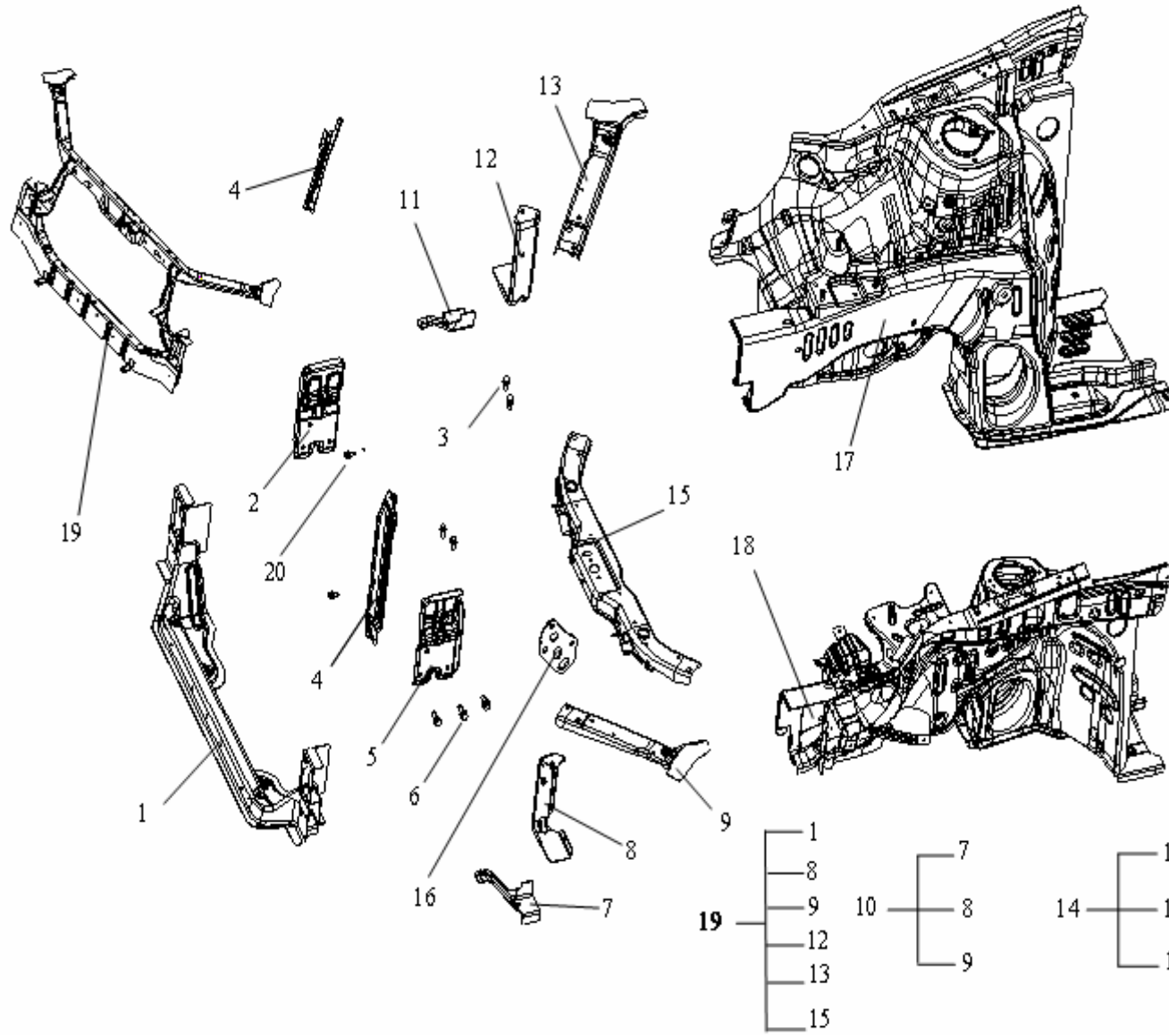
# 2020 BODY FRAME ASSY.



## 2020 BODY FRAME ASSY.

NO.	PART NO.	DES.	QTY	REMARK	NO.	PART NO.	DES.	QTY	REMARK
		BODY FRAME ASSY.	1						
1		ENGINE COMPARTMENT ASSY.	1						
2	5301190180001	COWL PANEL UPPER PART ASSY.	1						
	5301060171	COWL PANEL BAFFLE PLATE & UPPER CROSS MEMBER ASSY.	1						
3	5701010171001	ROOF SKIN ASSY.	1						
4	5401022180001	RIGHT WALL ASSY.	1						
5	5609031180	TRUNK COMPARTMENT BAFFLE PLATE ASSY.	1						
6	5601010171001	REAR END PANEL ASSY.	1						
7	106201002001	REAR FLOOR ASSY.	1						
8	5401011180001	LEFT WALL ASSY.	1						
9	106201001801	FRONT FLOOR ASSY.	1						
10	5301060171	COWL PANEL BAFFLE PLATE & LOWER CROSS MEMBER ASSY.	1	RADIATOR FORWARD					

# 2030 ENGINE COMPARTMENT ASSY.



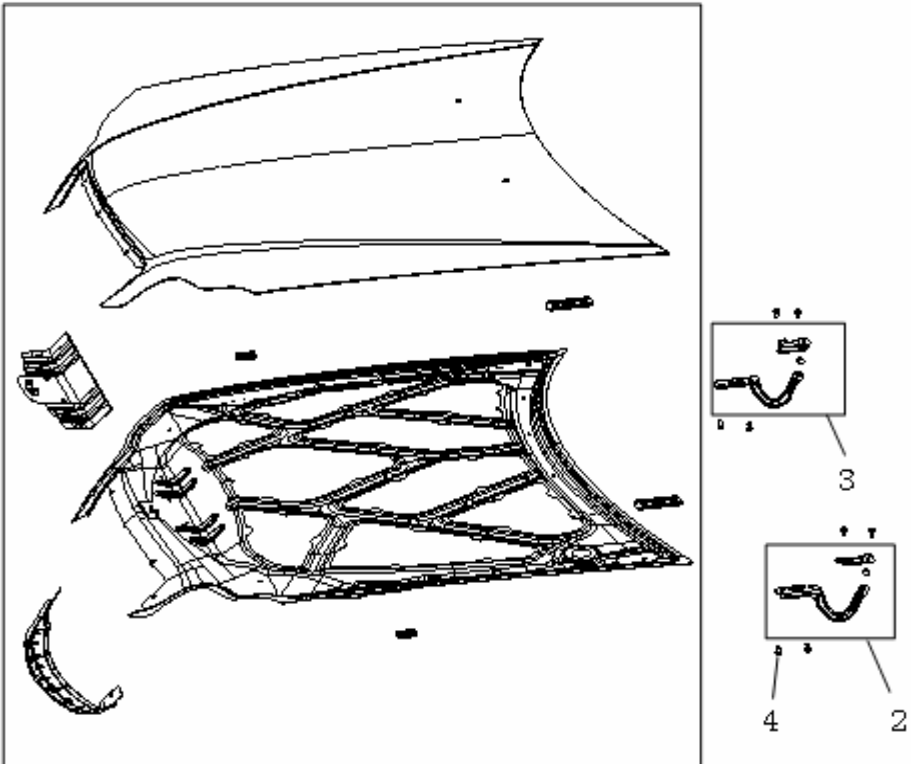
- |    |    |    |
|----|----|----|
| 1  |    |    |
| 8  |    |    |
| 9  | 10 | 14 |
| 12 |    |    |
| 13 |    |    |
| 15 |    |    |
- 
- |  |   |    |   |    |
|--|---|----|---|----|
|  | 7 | 11 |   |    |
|  |   |    | 8 | 12 |
|  |   |    |   |    |

## 2030 ENGINE COMPARTMENT ASSY.

NO.	PART NO.	DES.	QTY	REMARK	NO.	PART NO.	DES.	QTY	REMARK
		ENGINE COMPARTMENT ASSY.	1						
1	8400480171001	FRONT CROSS MEMBER ASSY.	1						
	8400480180001	FRONT CROSS MEMBER ASSY.	1	RADIATOR FORWARD					
2	101200290601	FRONT CROSS MEMBER RIGHT BOARD	1						
3	Q1460820	HEXAGON HEAD BOLT & WASHER ASSY.	4						
4	8400691180	ENGINE HOOD LOCK BRACKET ASSY.	1						
	1208385180	ENGINE HOOD LOCK BRACKET ASSY.	1	RADIATOR FORWARD					
5	101200290401	FRONT CROSS MEMBER LEFT BOARD	1						
6	JQ146C1030	HEXAGON HEAD BOLT & WASHER ASSY.	3						
7		LF COMBINATION HEADLIGHT BRACKET NUT PLATE ASSY.	1						
8		ENGINE HOOD LF SUPPORT BRACKET ASSY.	1						
9		ENGINE HOOD LF SUPPORT SUB-ASSY.	1						
10		ENGINE HOOD LF SUPPORT ASSY.	1						
11		RF COMBINATION HEADLIGHT BRACKET NUT PLATE ASSY.	1						
12		ENGINE HOOD RF SUPPORT BRACKET ASSY.	1						
13		ENGINE HOOD RF SUPPORT SUB-ASSY.	1						
14		ENGINE HOOD RF SUPPORT ASSY.	1						
15	1018007901	FRONT CROSS MEMBER UPPER PLATE ASSY.	1						
16		FRONT HOOK PLATE	1						
17	8400040180001	RF SPLASH GUARD & FRONT SIDE RAIL ASSY.	1						
18	8400030180001	LF SPLASH GUARD & FRONT SIDE RAIL ASSY.	1						
19	8400480171001	RADIATOR BRACKET WITH LOWER CROSS MEMBER ASSY.	1						
	8400480180001	RADIATOR BRACKET WITH LOWER CROSS MEMBER ASSY.	1	RADIATOR FORWARD					
20	Q1460820	HEXAGON HEAD BOLT & WASHER ASSY.	2						



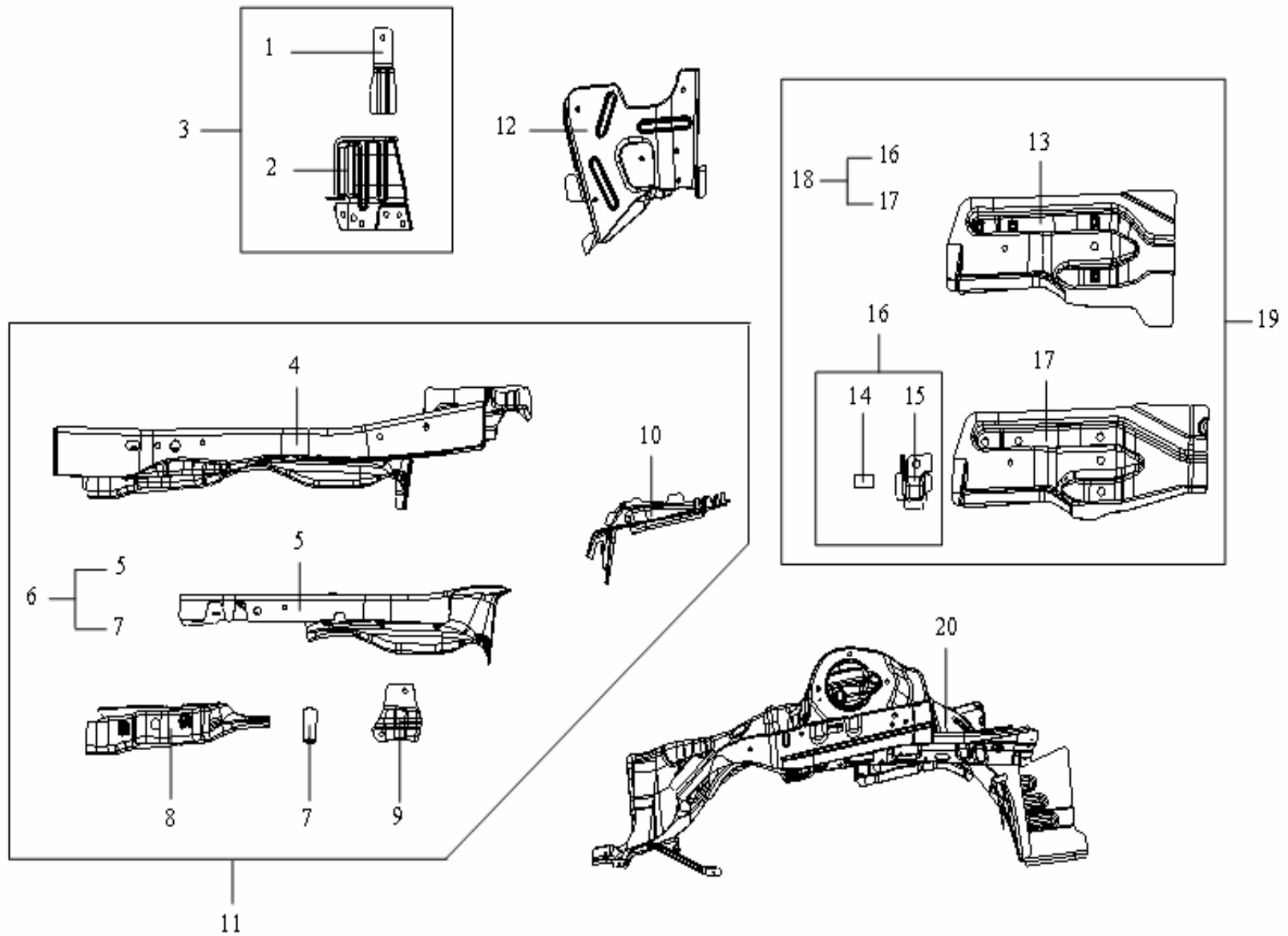
## 2040 ENGINE HOOD ASSY.

	NO.	PART NO.	DES.	QTY	REMARK
 <p style="text-align: center; margin-top: 20px;">1</p>	1	8402010180001	ENGINE HOOD ASSY.	1	
		8402010171001	ENGINE HOOD FRAME ASSY.	1	RADIATOR FORWARD
	2	8402070180	ENGINE HOOD LEFT GEMEL ASSY.	1	
	3	8402080180	ENGINE HOOD RIGHT GEMEL ASSY.	1	
	4	Q1460617	HEXAGON HEAD BOLT & WASHER ASSY.	8	

## 2050 TRUNK LID ASSY.

	NO.	PART NO.	DES.	QTY	REMARK
	1	5604010171001	TRUNK LID ASSY.	1	
			TRUNK LID FRAME ASSY.	1	
	2		TRUNK LID RIGHT GEMEL SUB-ASSY.	1	
	3		TRUNK LID LEFT GEMEL SUB-ASSY.	1	
	4	Q32007	HEXAGON FLANGE NUT	2	
	5	Q1460836	HEXAGON HEAD BOLT & WASHER ASSY.	2	
	6	1203048180	TRUNK LID SPRING	2	
	7	1012002742	RIGHT GEMEL MOUNTING BRACKET ASSY.	1	
	8	1012002736	LEFT GEMEL MOUNTING BRACKET ASSY.	1	
	9		PIN AXES	2	
	10		PIN SLEEVE	2	
	11	Q5002013	PLACKET PIN	2	
	12	5605030180	TRUNK LID LEFT GEMEL ASSY.	1	
13	5605040180	TRUNK LID RIGHT GEMEL ASSY.	1		

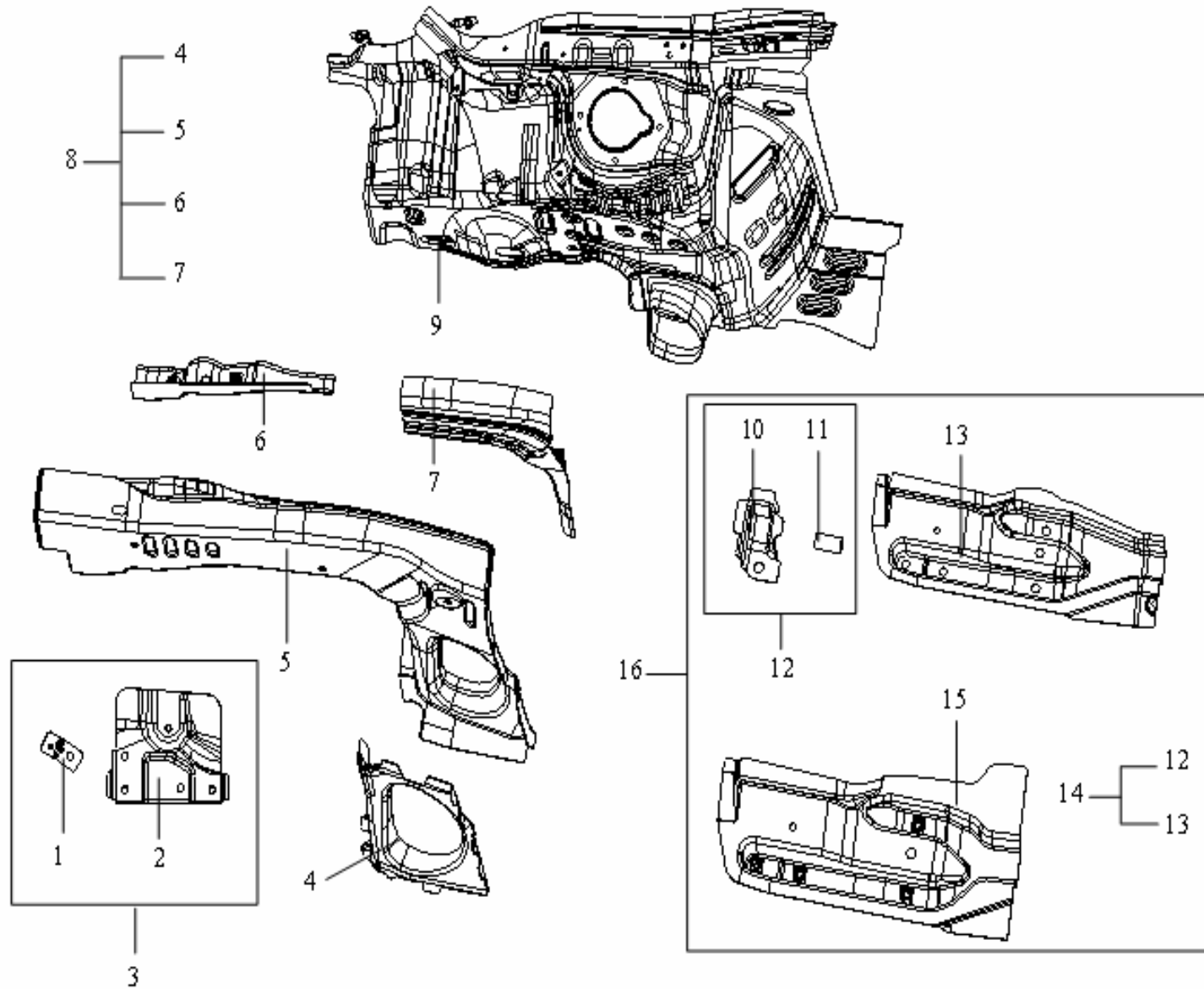
# 2060 LF SPLASH GUARD & FRT SIDE RAIL ASSY.



## 2060 LF SPLASH GUARD & FRT SIDE RAIL ASSY.

NO.	PART NO.	DES.	QTY	REMARK	NO.	PART NO.	DES.	QTY	REMARK
	8400030180001	LF SPLASH GUARD & FRT SIDE RAIL ASSY.	1						
1		WIRING HARNESS FIXING BRACKET ASSY.	1						
2		LEFT HANG SUPPORT	1						
3		LEFT HANG SUPPORT ASSY.	1						
4		LF SIDE RAIL SUB-ASSY.	1						
5		LF SIDE RAIL MIDDLE REINFORCEMENT SUB-ASSY.	1						
6		LF SIDE RAIL MIDDLE REINFORCEMENT ASSY.	1						
7		REINFORCEMENT PIN SLEEVE	1						
8		LF SIDE RAIL FRT REINFORCEMENT ASSY.	1						
9		BATTERY BRACKET FRT REINFORCEMENT ASSY.	1						
10		LF SIDE RAIL BOTTOM REINFORCEMENT BOARD	1						
11		LF SIDE GIRDER ASSY.	1						
12		BATTERY INSTALLATION BRACKET ASSY.	1						
13		LEFT LOWER TRAILING ARM MOUNTING BRACKET REINFORCEMENT ASSY.	1						
14	1014000504	LEFT LOWER TRAILING ARM BUSH	1						
15		LEFT LOWER TRAILING ARM FIXING SEAT	1						
16		LEFT LOWER TRAILING ARM FIXING SEAT SUB-ASSY.	1						
17		LEFT LOWER TRAILING ARM SEAT	1						
18		LEFT LOWER TRAILING ARM MOUNTING SEAT SUB-ASSY.	1						
19	1205640180	LEFT LOWER TRAILING ARM MOUNTING SEAT ASSY.	1						
20	1802540180	LF SPLASH GUARD ASSY.	1						

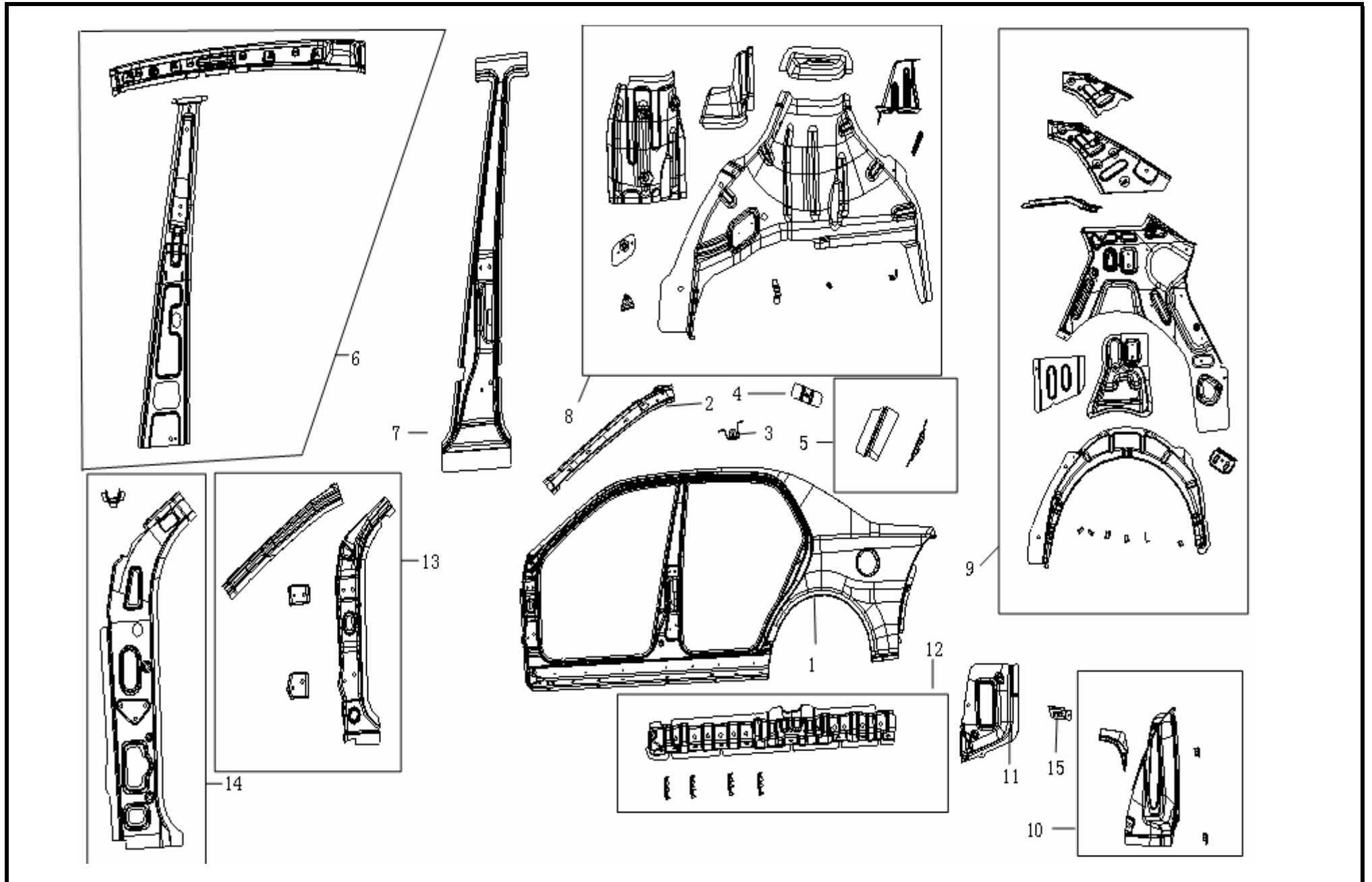
# 2070 RF SPLASH GUARD & FRT SIDE RAIL ASSY.



## 2070 RF SPLASH GUARD & FRT SIDE RAIL ASSY.

NO.	PART NO.	DES.	QTY	REMARK	NO.	PART NO.	DES.	QTY	REMARK
		RF SPLASH GUARD & FRT SIDE RAIL ASSY.	1						
1		RELAY MOUNTING BRACKET ASSY.	1						
2		ENGINE MOUNTING BRACKET SUB-ASSY.	1						
3	1201665180	ENGINE MOUNTING BRACKET ASSY.	1						
4		RF SIDE RAIL BOTTOM REINFORCEMENT	1						
5		RF SIDE RAIL	1						
6		RF SIDE RAIL MIDDLE REINFORCEMENT	1						
7		RF SIDE RAIL FRONT REINFORCEMENT ASSY.	1						
8		RF SIDE RAIL ASSY.	1						
9	1802541180	RF SPLASH GUARD ASSY.	1						
10		RIGHT LOWER TRAILING ARM FIXING SEAT	1						
11	1014000504	RIGHT LOWER TRAILING ARM BUSH	1						
12		RIGHT LOWER TRAILING ARM FIXING SEAT SUB-ASSY.	1						
13		RIGHT LOWER TRAILING ARM MOUNTING SEAT	1						
14		RIGHT LOWER TRAILING ARM MOUNTING SEAT SUB-ASSY.	1						
15		RIGHT LOWER TRAILING ARM MOUNTING SEAT REINFORCEMENT ASSY.	1						
16	1205647180	RIGHT LOWER TRAILING ARM MOUNTING SEAT ASSY.	1						

# 2080 LEFT WALL ASSY.

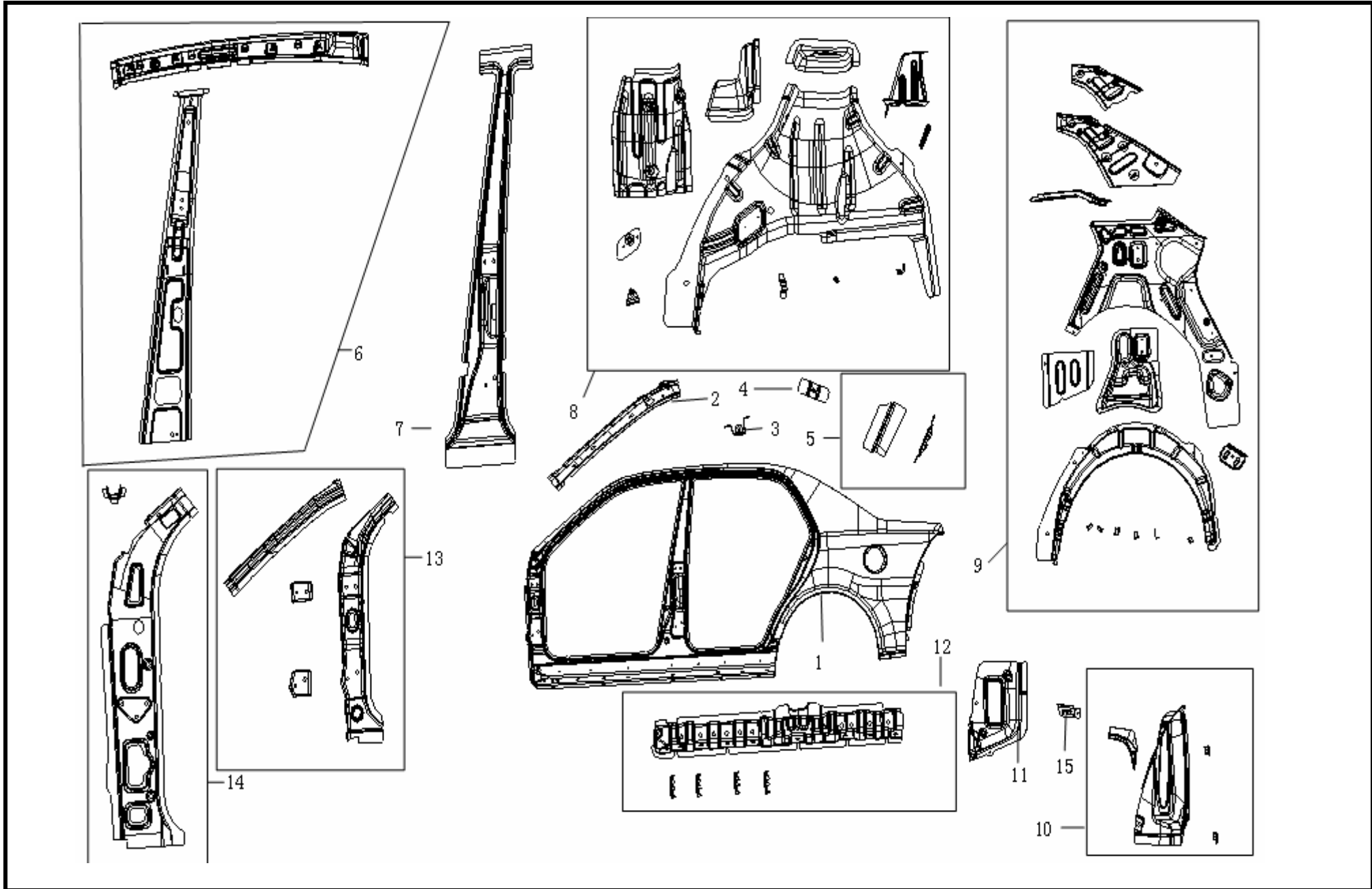


## 2080 LEFT WALL ASSY.

NO.	PART NO.	DES.	QTY	REMARK	NO.	PART NO.	DES.	QTY	REMARK
	5401011180001	LEFT WALL ASSY.	1						
1		LEFT WALL OUTER PANEL	1						
2	1012002648	LEFT UPPER SIDE RAIL FRONT PART INNER BOARD	1						
	1012002618	LEFT UPPER SIDE RAIL CENTER PART INNER BOARD	1						
3	5401350180	REAR BUMPER LEFT FIXING BRACKET ASSY.	1						
4		WING MOUNTING NUT PLATE ASSY.	1						
5		LR DOOR LOCK BUCKLE REINFORCEMENT ASSY.	1						
6		LEFT UPPER SIDE RAIL INNER BOARD ASSY.	1						
7		CENTER PILLAR OUTER REINFORCEMENT ASSY.LH	1						
	5401031180	CENTER PILLAR INNER BOARD .LH	1						
8	1012002637	LR WHEEL COVER INNER BOARD ASSY.	1						
9	1012002631	LEFT WALL REAR PART INNER BOARD & WHEEL COVER ASSY.	1						
10	5401710180001	LR COMBINATION TAILLIGHT MOUNTING PLATE ASSY.	1						
11		LR WALL OUTER PANEL LOWER PART	1						
12		LEFT DOORFRAME LOWER SIDE RAIL REINFORCEMENT ASSY.	1						
	5101120001002	LEFT LOWER SIDE RAIL INNER BOARD	1						
13		LF PILLAR OUTER PANEL REINFORCEMENT ASSY.	1						
14	106201002501	LF PILLAR INNER BOARD ASSY.	1						
15		LEFT PULL SPRING SEAT	1						



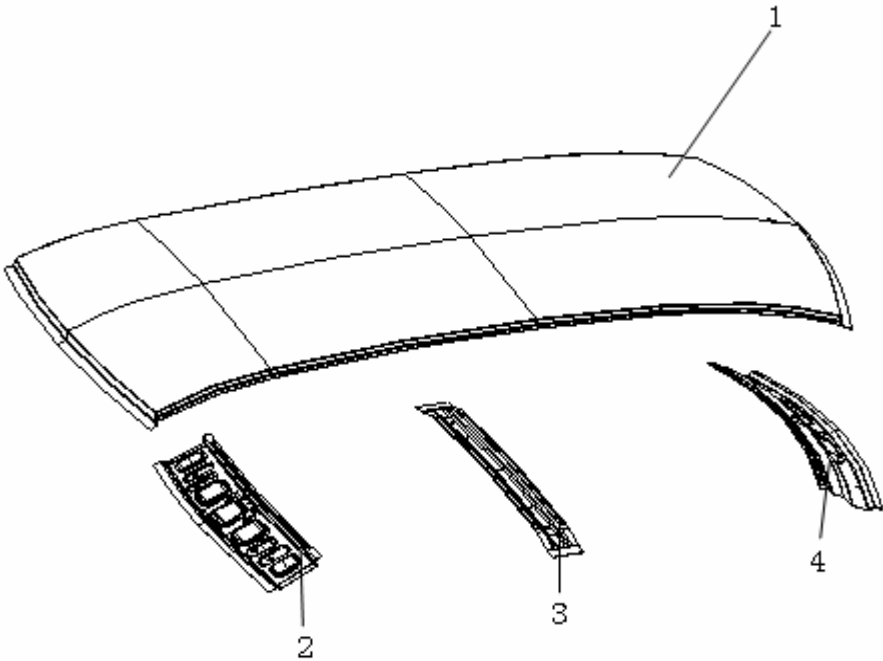
2090 RIGHT WALL ASSY.



## 2090 RIGHT WALL ASSY.

NO.	PART NO.	DES.	QTY	REMARK	NO.	PART NO.	DES.	QTY	REMARK
	5401022180001	RIGHT WALL ASSY.	1						
1	5401022180001	RIGHT WALL OUTER PANEL	1						
2	1012002708	RIGHT UPPER SIDE RAIL FRONT PART INNER BOARD	1						
	1012002689	RIGHT UPPER SIDE RAIL CENERT PART INNER BOARD	1						
3	5401360180	REAR BUMPER RIGHT FIXING BRACKET ASSY.	1						
4		WING MOUNTING NUT PLATE ASSY.	1						
5		RR DOOR LOCK BUCKLE REINFORCEMENT ASSY.	1						
6		RIGHT UPPER SIDE RAIL INNER BOARD ASSY.	1						
7		CENTER PILLAR OUTER PANEL REINFORCEMENT ASSY.RH	1						
	1012002685	CENTER PILLAR INNER BOARD .RH	1						
8	1012002706	RR WHEEL COVER INNER BOARD ASSY.	1						
9		RIGHT WALL REAR PART INNER BOARD & WHEEL COVER ASSY.	1						
10	5401720180001	RR COMBINATION TAILLIGHT MOUNTING PLATE ASSY.	1						
11		RIGHT PULL SPRING SEAT	1						
12		RIGHT DOORFRAME LOWER SIDE RAIL REINFORCEMENT ASSY.	1						
13		RF PILLAR OUTER PANEL REINFORCEMENT ASSY.	1						
14	106201002601	RF PILLAR INNER BOARD ASSY.	1						
15		RR WALL OUTER PANEL LOWER PART	1						

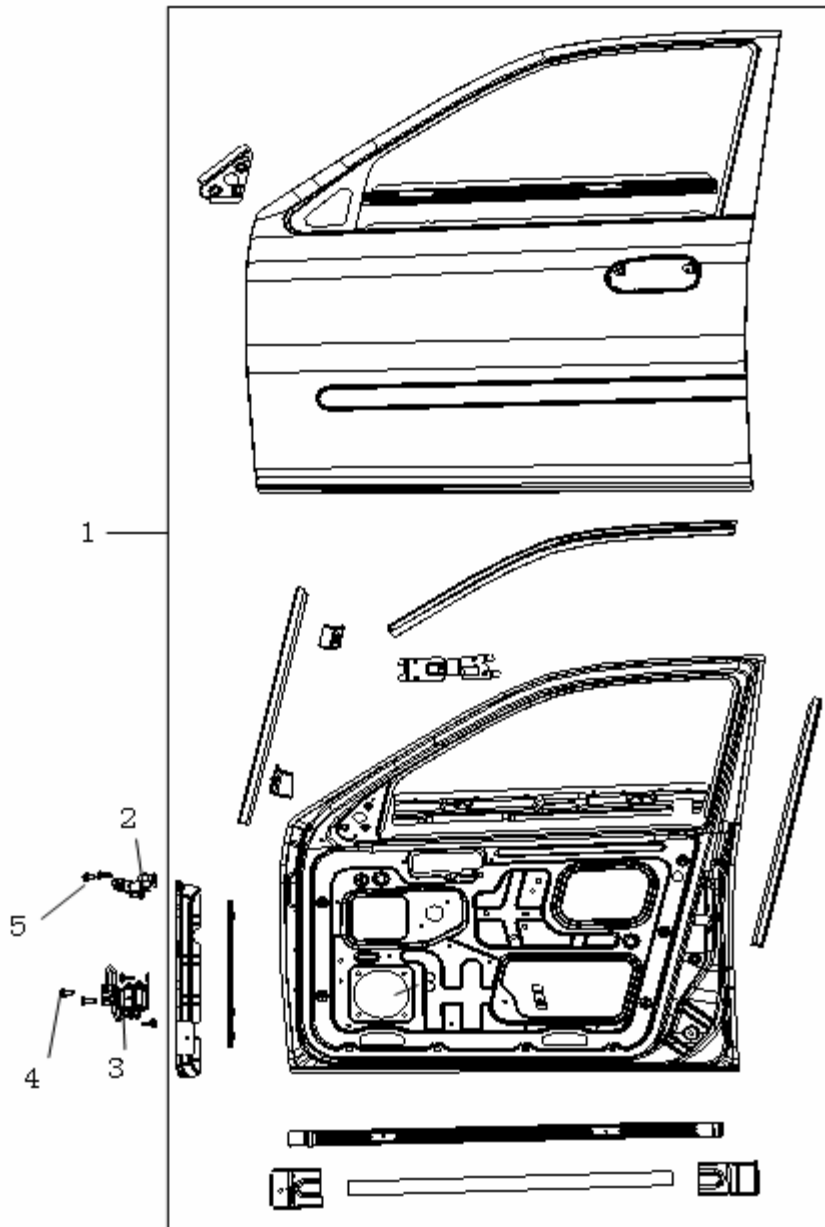
## 2100 ROOF SKIN ASSY.

	NO.	PART NO.	DES.	QTY	REMARK
		5701010171001	ROOF SKIN ASSY.	1	
	1	101200275001	ROOF SKIN OUTER PANEL	1	
	2	101200275301	ROOF SKIN FRONT CROSS MEMBER ASSY.	1	
	3	101200275101	ROOF SKIN MIDDLE CROSS MEMBER	1	
	4	101200275201	ROOF SKIN REAR CROSS MEMBER	1	

## 2110 ROOF SKIN FRONT CROSS MEMBER SUB-ASSY.

	NO.	PART NO.	DES.	QTY	REMARK
	1	5701021180	ROOF SKIN FRONT CROSS MEMBER ASSY.	1	
		5701021180	ROOF SKIN FRONT CROSS MEMBER	1	
			JOINTING SQUARE NUT	4	

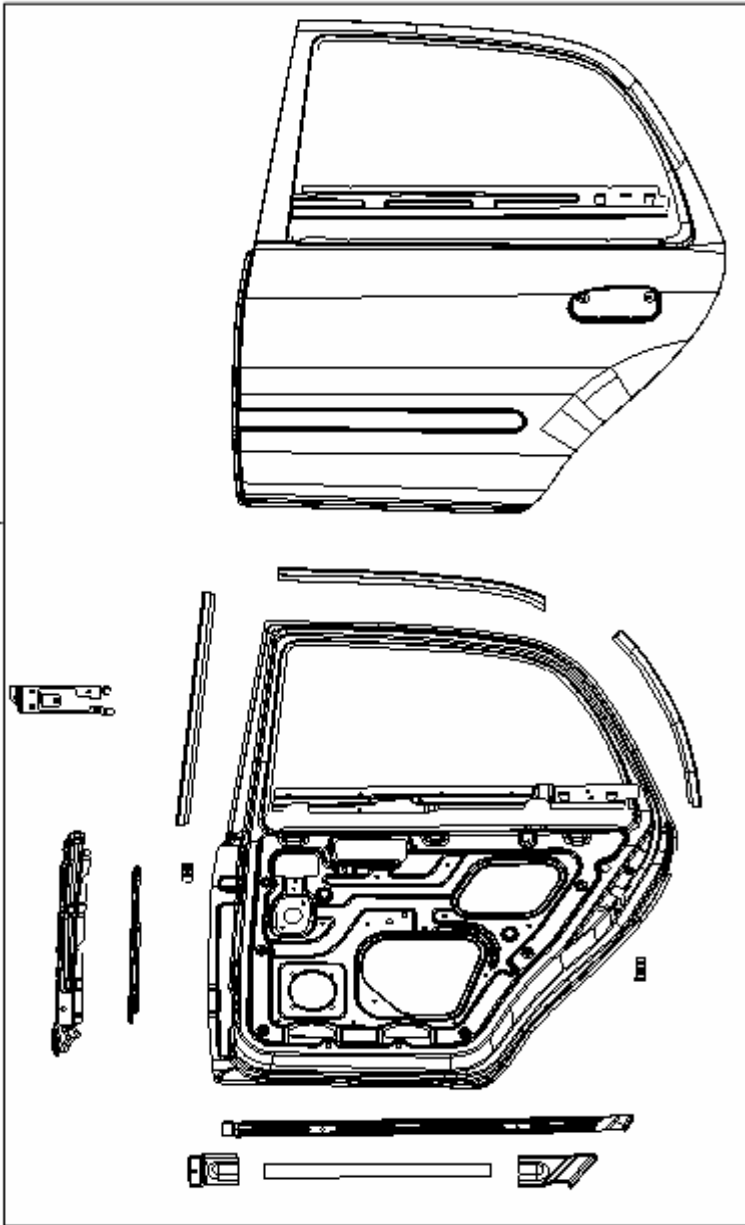
## 2120 LF DOOR ASSY.



NO.	PART NO.	DES.	QTY	REMARK
		LF DOOR ASSY.	1	
1		LF DOORFRAME ASSY.	1	
2	1201026180	LF DOOR UPPER GEMEL ASSY.	1	
3	1201036180	LF DOOR LOWER GEMEL ASSY.	1	
4	51201150180-01	DOOR GEMEL MOUNTING BOLT M8x25	6	
5	51201151180	DOOR GEMEL MOUNTING BOLT M8x20	1	

## 2130 LR DOOR ASSY.

NO.	PART NO.	DES.	QTY	REMARK
		LR DOOR ASSY.	1	
1		LR DOORFRAME ASSY.	1	
2	1201026180	LR DOOR UPPER GEMEL ASSY.	1	
3	1201067180	LR DOOR LOWER GEMEL ASSY.	1	
4	51201150180-01	DOOR GEMEL MOUNTING BOLT M8x25	6	
5	51201151180	DOOR GEMEL MOUNTING BOLT M8x20	1	



1 —  
2  
3  
4  
5

### 2140 RR DOOR ASSY.

	NO.	PART NO.	DES.	QTY	REMARK
	1		RR DOOR ASSY.	1	
	2	1201033180	RR DOOR UPPER GEMEL ASSY.	1	
	3	1201063180	RR DOOR LOWER GEMEL ASSY.	1	
	4	51201150180-01	DOOR GEMEL MOUNTING BOLT M8x25	6	
	5	51201151180	DOOR GEMEL MOUNTING BOLT M8x20	1	

## 2150 RF DOOR ASSY.

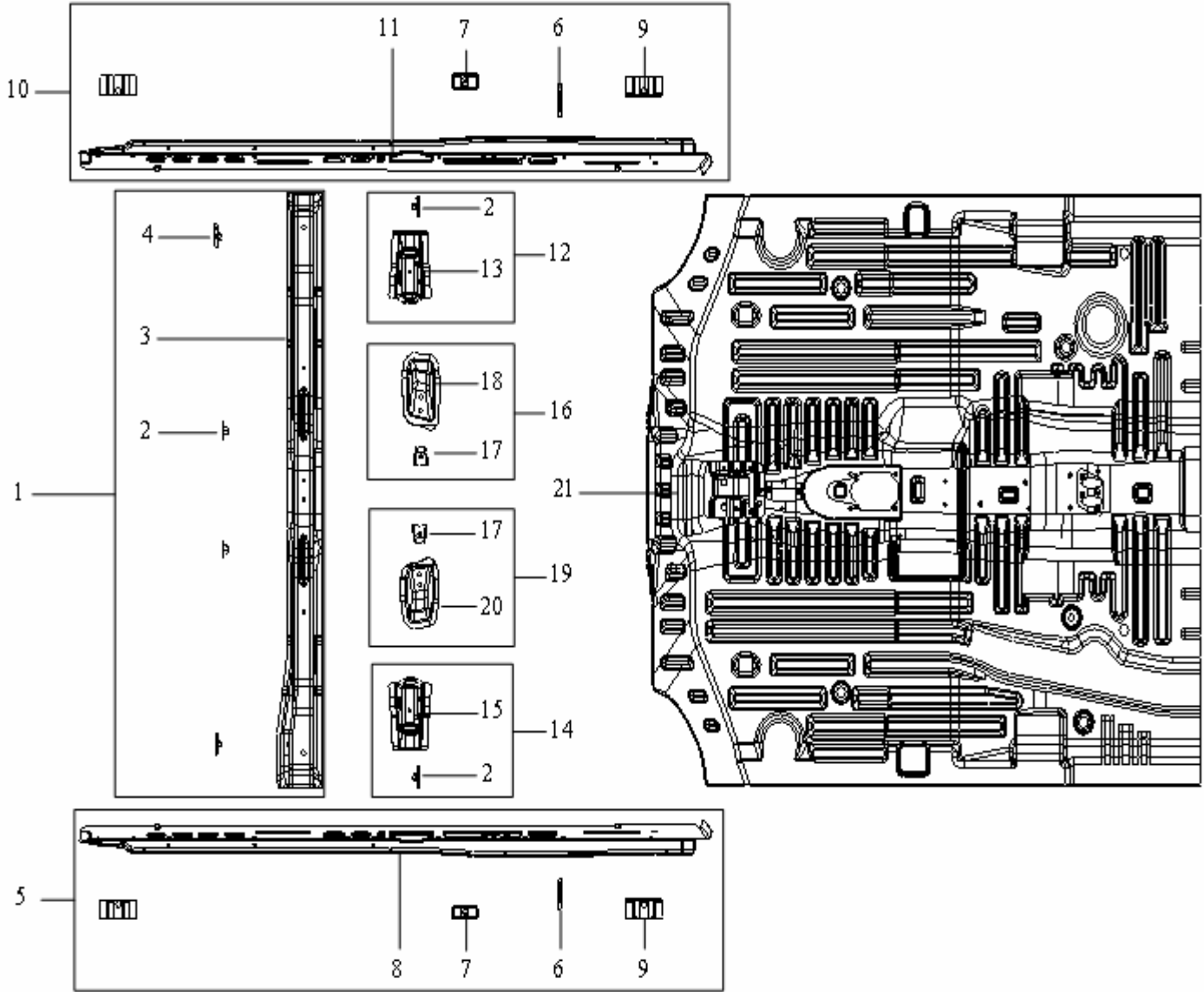
	NO.	PART NO.	DES.	QTY	REMARK
	1		RF DOOR ASSY.	1	
	2	1201033180	RF DOOR UPPER GEMEL ASSY.	1	
	3	1201054180	RF DOOR UPPER GEMEL ASSY.	1	
	4	51201150180-01	DOOR GEMEL MOUNTING BOLT M8x25	6	
	5	51201151180	DOOR GEMEL MOUNTING BOLT M8x20	1	



## 2160 WING ASSY.

	NO.	PART NO.	DES.	QTY	REMARK
	1	1200158180001	LEFT WING	1	
		1200159180001	RIGHT WING	1	
	2	1200160180	FRONT BUMPER LEFT MOUNTING BOARD ASSY.	1	
		1200163180	FRONT BUMPER RIGHT MOUNTING BOARD ASSY.	1	

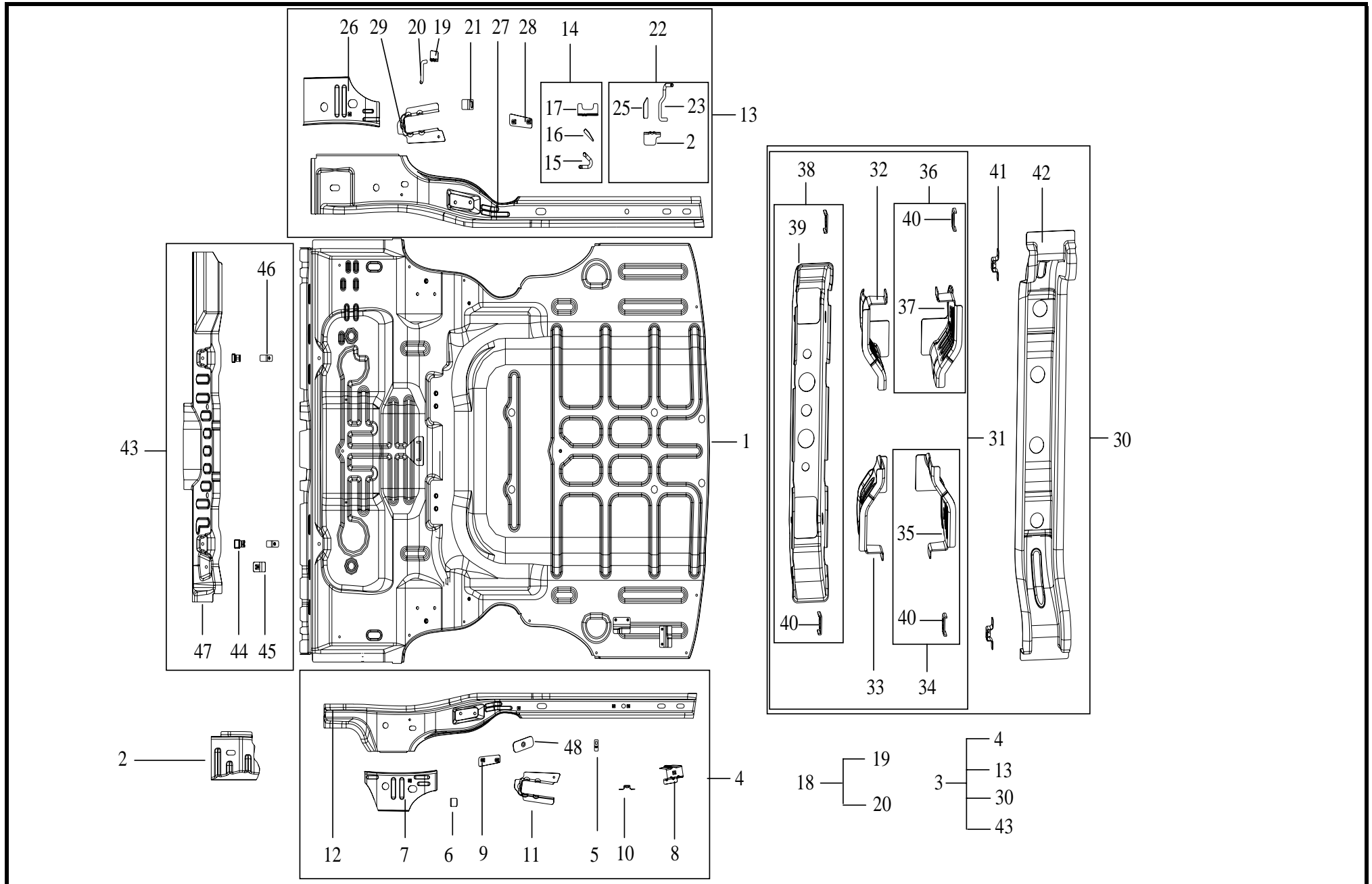
2170 FRONT FLOOR ASSY.



## 2170 FRONT FLOOR ASSY.

NO.	PART NO.	DES.	QTY	REMARK	NO.	PART NO.	DES.	QTY	REMARK
	106201001801	FRONT FLOOR ASSY.	1						
1		FRONT FLOOR CROSS MEMBER ASSY.	1						
2		SEAT NUT PLATE ASSY.	5						
3		FRONT FLOOR CROSS MEMBER SUB-ASSY.	1						
4		RF SEAT NUT PLATE ASSY.	1						
5	106201002301	LEFT DOORFRAME LOWER SIDE RAIL INNER BOARD ASSY.	1						
6		NIP	2						
7		FRT SEAT SAFETY BELT RETRACTOR MOUNTING NUT PLATE ASSY.	2						
8		LEFT DOORFRAME UPPER SIDE RAIL INNER BOARD	1						
9		BODY SUPPORT BOARD	4						
10	106201002401	RIGHT DOORFRAME LOWER SIDE RAIL INNER BOARD ASSY.	1						
11		RIGHT DOORFRAME LOWER SIDE RAIL INNER BOARD	1						
12		RF SEAT RIGHT SLIP RAIL REAR BRACKET ASSY.	1						
13		RF SEAT RIGHT SLIP RAIL REAR BRACKET	1						
14		LF SEAT LEFT SLIP RAIL REAR BRACKET ASSY.	1						
15		LF SEAT LEFT SLIP RAIL REAR BRACKET	1						
16		RF SEAT LEFT SLIP RAIL REAR BRACKET ASSY.	1						
17		NUT PLATE ASSY.	2						
18		RF SEAT LEFT SLIP RAIL REAR BRACKET	1						
19		LF SEAT RIGHT SLIP RAIL REAR BRACKET ASSY.	1						
20		LF SEAT RIGHT SLIP RAIL REAR BRACKET	1						
21		FRONT FLOOR SUB-ASSY.	1						

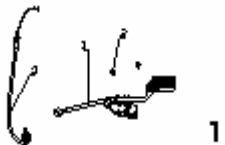






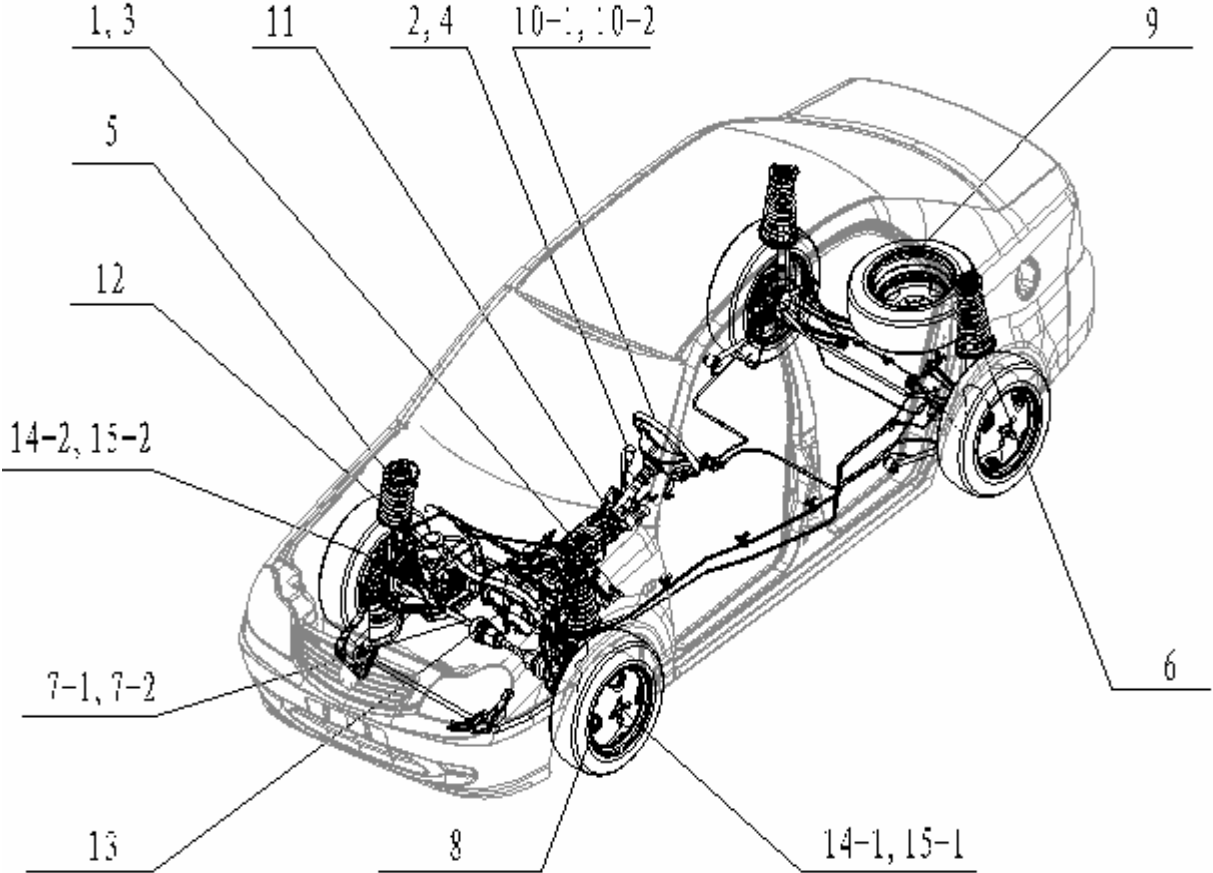








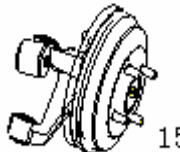
# 2180 REAR FLOOR ASSY.



## 2180 REAR FLOOR ASSY.

NO.	PART NO.	DES.	QTY	REMARK	NO.	PART NO.	DES.	QTY	REMARK
	106201002001	REAR FLOOR ASSY.	1		25		REAR MUFFLER RIGHT HOOK REINFORCEMENT	1	
1		REAR FLOOR FRAME ASSY.	1		26		RIGHT VERTICAL PULL ROD SEAT REINFORCEMENT ASSY.	1	
2		REAR FLOOR LEFT CARLING REINFORCEMENT	1		27		REAR FLOOR RIGHT CARLING	1	
3		REAR FLOOR GIRDER FRAME ASSY.	1		28		REAR STABILIZER BARFIXING SEAT REINFORCEMENT ASSY.	1	
4		REAR FLOOR LEFT CARLING ASSY.	1		29		VERTICAL PULL ROD RIGHT SEAT	1	
5		GASONLINE TANK 3# VENT-PIPE BRACKET	1		30		REAR FLOOR 2# CROSS MEMBER ASSY.	1	
6		REAR BRAKE HOSE BRACKET	1		31	5101461180	REAR FLOOR 2# CROSS MEMBER LOWER PLATE ASSY.	1	
7		LEFT VERTICAL PULL ROD SEAT REINFORCEMENT ASSY.	1		32		RIGHT 1# TRAILING ARM BRACKET	1	
8		GASONLINE TANK LR BRACKET ASSY.	1		33		LEFT 1# TRAILING ARM BRACKET	1	
9		LR STABILIZER BAR FIXING SEAT REINFORCEMENT ASSY.	1		34		LEFT 2# TRAILING ARM BRACKET ASSY.	1	
10		REAR FLOOR BRAKE PIPE BRACKET ASSY.	1		35		LEFT 2# TRAILING ARM BRACKET	1	
11		VERTICAL PULL ROD LEFT SEAT	1		36		RIGHT 2# TRAILING ARM BRACKET ASSY.	1	
12		REAR FLOOR LEFT CARLING ASSY.	1		37		RIGHT 2# TRAILING ARM BRACKET	1	
13		REAR FLOOR RIGHT CARLING ASSY.	1		38		REAR FLOOR 2# CROSS MEMBER LOWER PLATE SUB-ASSY.	1	
14		REAR MUFFLER LEFT HOOK ASSY.	1		39		REAR FLOOR 2# CROSS MEMBER LOWER PLATE	1	
15		REAR MUFFLER LEFT HOOK	1		40		WHEEL TOE ADJUSTABLE STOPPER	4	
16		REAR MUFFLER LEFT HOOK REINFORCEMENT	1		41		REAR FLOOR BRAKE PIPE BRACKET ASSY.	2	
17		REAR MUFFLER LEFT HOOK REBER	1		42		REAR FLOOR 2# CROSS MEMBER UPPER PLATE	1	
18		FRONT MUFFLER REAR HOOK ASSY.	1		43		REAR FLOOR 1# CROSS MEMBER ASSY.	1	
19		FRONT MUFFLER REAR HOOK FIXING BOARD	1		44		PARKING BRAKE CABLE CLIP	2	
20		FRONT MUFFLER REAR HOOK	1		45		GASONLINE TANK LF BRACKET NUT PLATE ASSY.	1	
21		REAR BRAKE PIPE BRACKET	1		46		REAR SEAT LOWER FIXING NUT PLATE ASSY.	2	
22		REAR MUFFLER RIGHT HOOK ASSY.	1		47		REAR FLOOR 1# CROSS MEMBER	1	
23		REAR MUFFLER RIGHT HOOK	1		48		CONTROL CABLE MOUNTING NUT PLATE ASSY.	1	
24		REAR MUFFLER RIGHT HOOK REBAR	1						

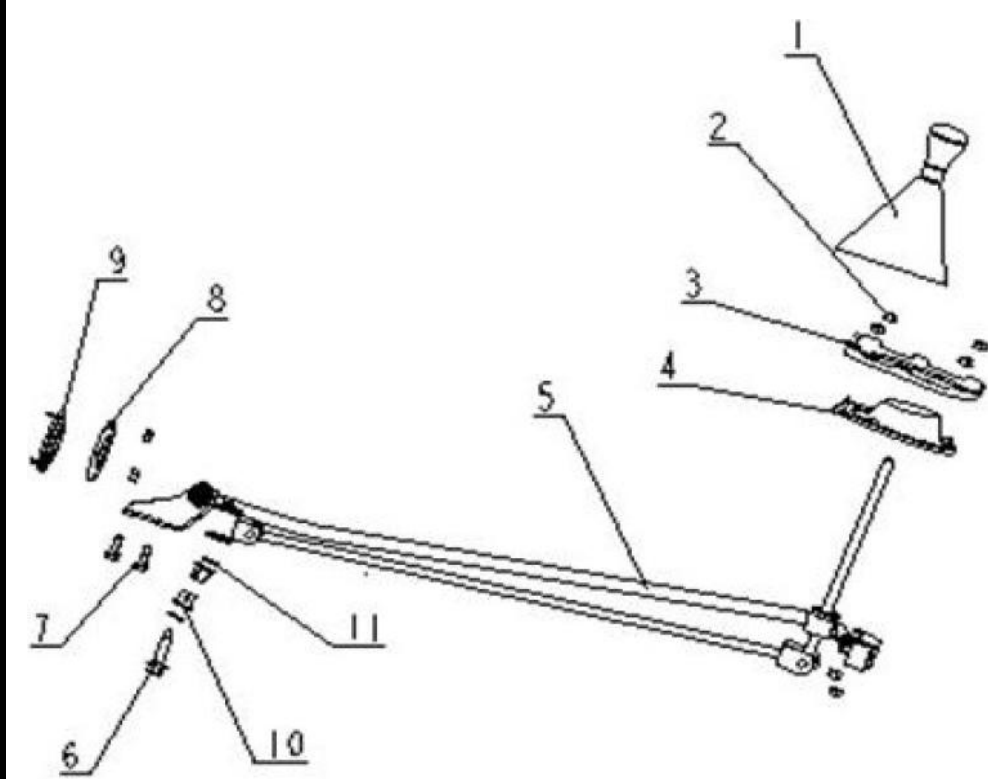
# PICTURE INDEX

<p><b>4000 CHASSIS</b></p>	<p>4010 Accelerator pedal and its device</p>  <p>1</p>	<p>4020 Shift control device</p>  <p>2</p>	<p>4030 Clutch control mechanism assy.</p>  <p>3</p>	<p>4040 Auto shift control device</p>  <p>4</p>	<p>4050 Front suspension device</p>  <p>5</p>	<p>4060 Rear suspension device</p>  <p>6</p>
<p>4200 Parking brake control mechanism</p>  <p>20</p>						<p>4070 Constant velocity drive shaft</p>  <p>7</p>
<p>4190 Brake oil pipe</p>  <p>19</p>						<p>4080 Wheel device</p>  <p>8</p>
<p>4170 Clutch &amp; bracket pedal assy</p>  <p>17</p>						<p>4100-1 Steering wheel assy</p>  <p>10-1</p>
<p>4160 Right steering knuckle &amp; frt wheel hub</p>  <p>16-2</p>						<p>4110 Steering driving device (hydraulic boost)</p>  <p>11</p>
<p>4160 Left steering knuckle &amp; frt wheel hub</p>  <p>16-1</p>						<p>4150-2 Right axle head and brake assemblies</p>  <p>15-2</p>

## 4010 ACCELERATOR PEDAL ASSY.

	NO.	PART NO.	DES.	QTY	REMARK
	1	1402382180	ACCELERATOR PEDAL & BRACKET ASSY.	1	
	2		HEXAGON HEAD BOLT & WASHER ASSY.	2	
	3	1402383180	ACCELEROGRAPH CABLE ASSY.	1	

## 4020 TRANSMISSION CONTROL ASSY. (S110)

	NO.	PART NO.	DES.	QTY	REMARK
 <p>The diagram shows an exploded view of the transmission control assembly. Callout 1 points to the gearshift handle with dust boot assembly. Callout 2 points to the dust boot cover plate. Callout 3 points to the dust boot cover plate. Callout 4 points to the grommet-dust-proof hood. Callout 5 points to the gearshift control lever. Callout 6 points to a pin. Callout 7 points to a bush. Callout 8 points to a bush. Callout 9 points to a bush. Callout 10 points to a bush. Callout 11 points to a bush.</p>	1	1402298180	TRANSMISSION CONTROL ASSY.	1	
	1	1402298180	GEARSHIFT HANDLE WITH DUST BOOT ASSY.	1	
	3	1402300180	DUST BOOT COVER PLATE	1	
	4	1402301180	GROMMET-DUST-PROOF HOOD	1	
	5	1402297180	GEARSHIFT CONTROL LEVER	1	



## 4030 TRANSMISSION CONTROL ASSY. (S160)

	NO.	PART NO.	DES.	QTY	REMARK
	1	1402298180	TRANSMISSION CONTROL ASSY.	1	
	1	1402298180	GEAR HANDLE WITH DUST BOOT ASSY.	1	BLACK
	2		HEXAGON FLANGE NUT	4	
	3		LOCKPIN	3	
	4		WASHER	1	
	5	1402294180	MANUAL GEARSHIFT ASSY.	1	
	6	1400674180	SHIFT HANDLE WITH COVER ASSY.	1	
	7	1402329180	"E" TYPE CLIP	4	
	8	1402295180	CONTROL CABLE ASSY.	1	
	9		BIG WASHER	2	
	10		HEXAGON FLANGE NUT	2	
	11		HEXAGON HEAD BOLT & WASHER ASSY.	2	
	12	1400929180	CABLE HOLE GASKET	1	
13	1400930180	CABLE HOLE GASKET PRESSURE PLATE	1		

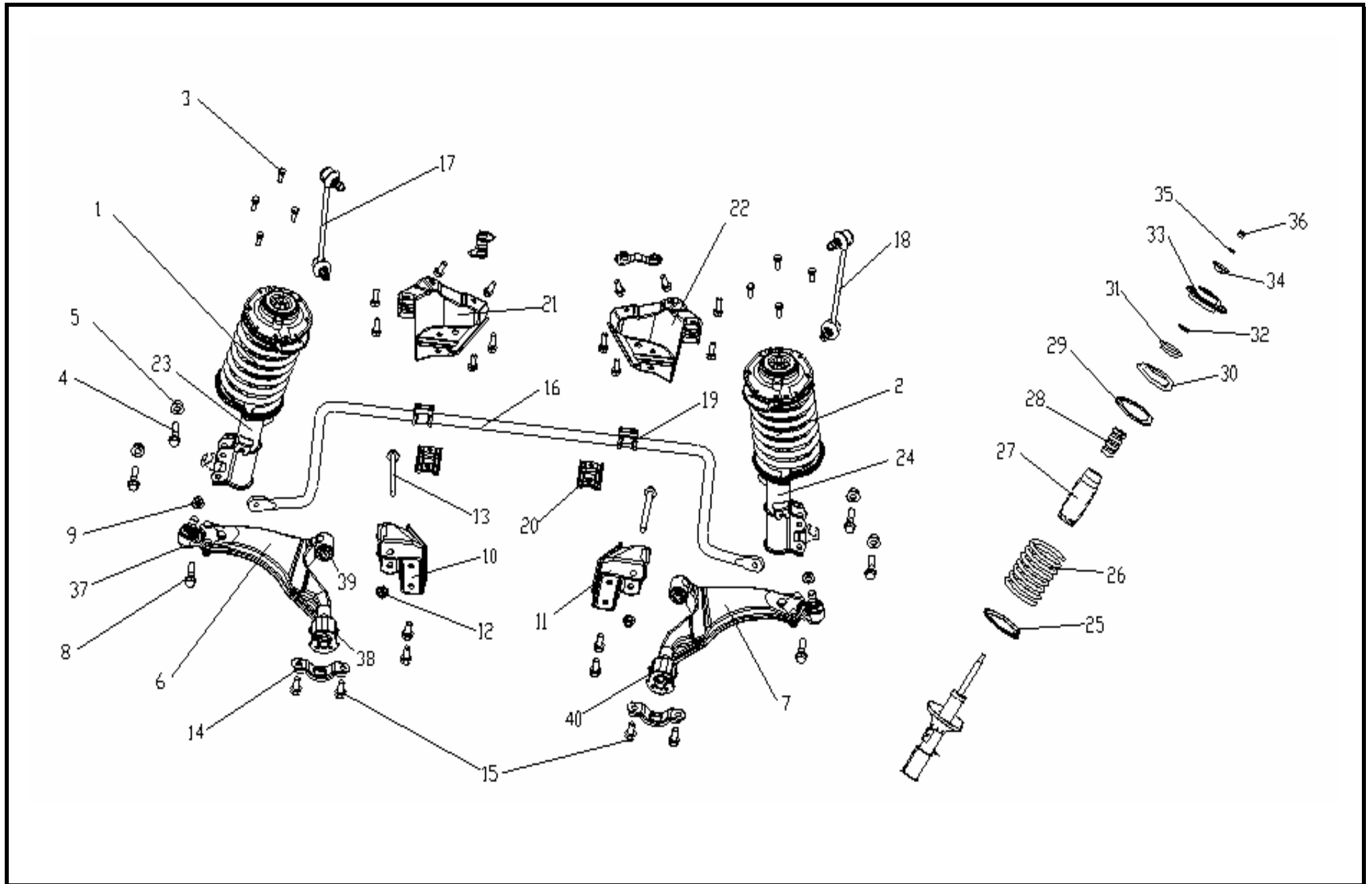
## 4040 AT CONTROL ASSY.

	NO.	PART NO.	DES.	QTY	REMARK
	1	1400997025	AT CONTROL ASSY.	1	
	2		AT HANDLE ASSY.	1	
	3		HANDLE CONNECTING LEVER	1	
	4		LOCKPIN	1	
	5	1014000968	HEXAGON FLANGE NUT	4	
	6		AT GEARSHIFT ASSY.	1	
	7	1400925180	BOTTOM GASKET PRESSURE PLATE	1	
	8	1400926180	BOTTOM GASKET	1	
	9		HEXAGON HEAD BOLT & WASHER ASSY.	2	
	10		CONTROL CABLE HOLE PLUG	1	
	11	1402098180	CONTROL CABLE HOLE PLUG PRESSURE PLATE	1	
	12	1400992180	"E" TYPE CLIP	1	
	13	1400986180	GEARSHIFT CABLE ASSY.	1	
	14		HEXAGON FLANGE NUT	2	
		HEXAGON HEAD BOLT & WASHER ASSY.	1		

## 4050 CLUTCH CONTROL ASSY.

	NO.	PART NO.	DES.	QTY	REMARK
	1	1402280025	CLUTCH CONTROL ASSY.	1	
	1	160251018001	CLUTCH MASTER CYLINDER	1	
	2		HEXAGON HEAD BOLT & WASHER ASSY.	2	M8x20
	3	1402355180	RUBBER WASHER	1	
	4	1402354180	CONNECTING NUT	1	
	5		METAL STRIP SPRING HOOP	4	
	6		OIL RESERVOIR 2# PIPE	1	
	7	1402353180	CONNECTING HOSE	1	
	8		OIL RESERVOIR 1# PIPE	1	
	9	1402285180	CONNECTING PIPE ASSY.	1	
	10		PIPELINE BRACKET	1	
	11	1402286180	HYDRAULIC HOSE	1	
	12	1406108180	"L" TYPE SPRING CLIP	2	
13		HEXAGON HEAD BOLT	2		

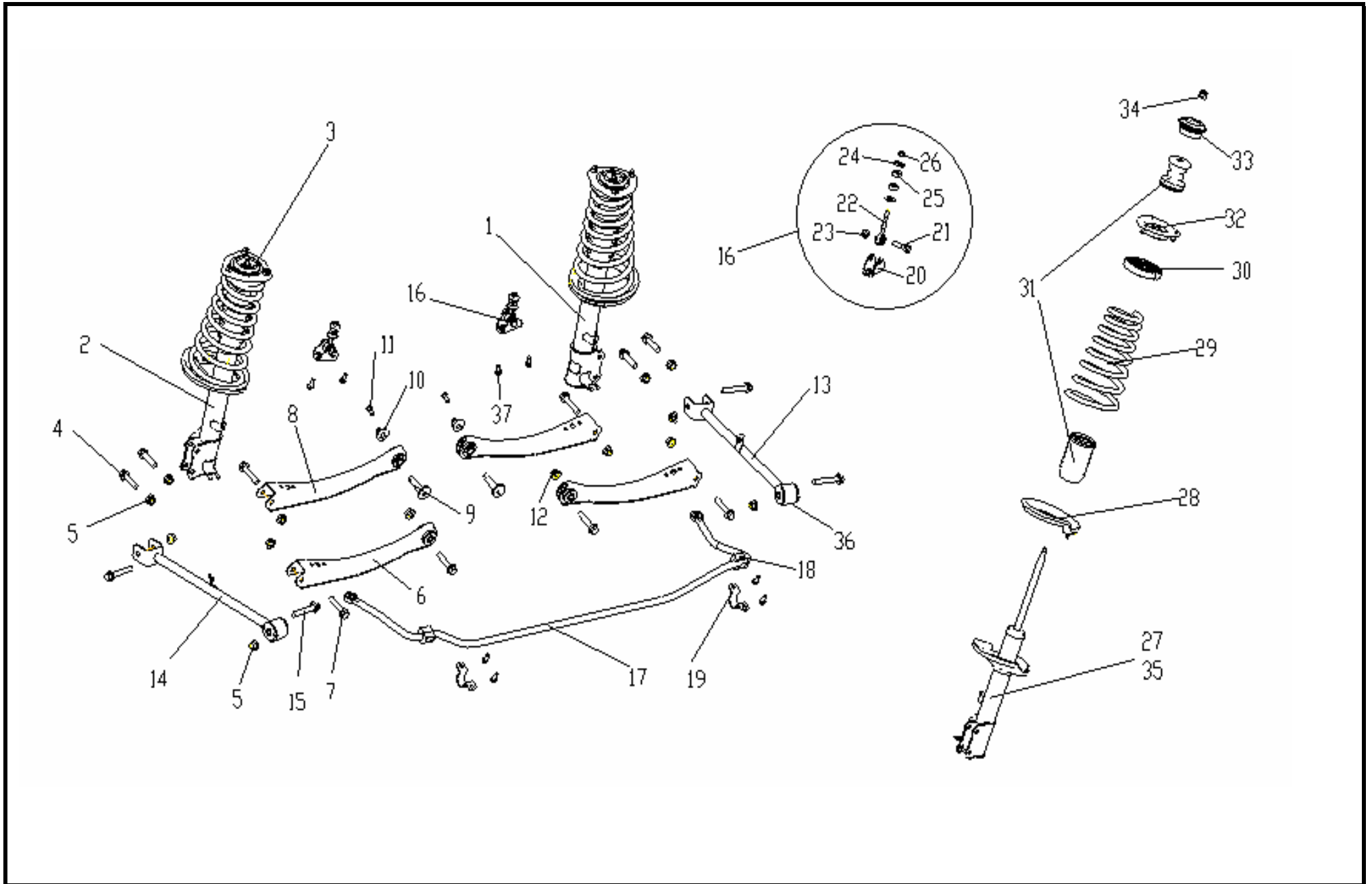
# 4060 FRONT SUSPENSION ASSY.



## 4060 FRONT SUSPENSION ASSY.

NO.	PART NO.	DES.	QTY	REMARK	NO.	PART NO.	DES.	QTY	REMARK
		FRONT SUSPENSION ASSY.	1		23	1400516180	LF SHOCK ABSORBER ASSY.	1	
1		LF POLE ASSY.	1		24	1400518180	RF SHOCK ABSORBER ASSY.	1	
2		RF POLE ASSY.	1		25	1400514180	FRONT COIL SPRING LOWER RUBBER MAT	2	
3		HEXAGON TAPER BOLT	8		26	1400512180	FRONT COIL SPRING	2	
4		HEXAGON FLANGE BOLT	6		27	1400553180	FRONT SHOCK ABSORBER BOOT	2	
5		HEXAGON FLANGE NUT	4		28	1400554180	FRONT CUSHION	2	
6	1400500180	LEFT LOWER TRAILING ARM ASSY.	1		29	1400513180	FRONT COIL SPRING UPPER RUBBER MAT	2	
7	1400501180	RIGHT LOWER TRAILING ARM ASSY.	1		30	1400506180	SPRING UPPER SEAT	2	
8		HEXAGON FLANGE BOLT	2		31	1400531180	BEARING-SHOCK ABSORBER	2	
9		HEXAGON FLANGE NUT	2		32		BIG WASHER	2	
10	1400525180	LOWER TRAILING ARM LF BRACKET	1		33	1400555180	SHOCK ABSORBER MOUNTING SEAT	2	
11	1400526180	LOWER TRAILING ARM RF BRACKET	1		34	1400584180	DECOMPRESS STOPPER COVER	2	
12	1400501180	METAL HEXAGON FLANGE LOCKING NUT	2		35		WASHER	2	
13		HEXAGON FLANGE BOLT	10		36		METAL HEXAGON LOCKING NUT	2	
14	1400521180	LOWER TRAILING ARM REAR SPRING COVER PLATE	2		37	1400505180	LOWER TRAILING ARM BALL END ASSY.	2	
15		HEXAGON HEAD BOLT & WASHER ASSY.	12		38	1014000289	LR SPRING CONNECTING	1	
16	1400693180	FRONT STABILIZER BAR	1	RADIATOR FORWARD	39	1014000515	FRONT SPRING CONNECTING	2	
	140054018002	FRONT STABILIZER BAR	1	RADIATOR BACKWARD	40		RR SPRING CONNECTING	1	
17	1400509180	STABILIZER BAR LEFT CONNECTING LEVER ASSY.	1						
18	1400551180	STABILIZER BAR RIGHT CONNECTING LEVER ASSY.	1						
19	1400578180-01	FRONT STABILIZER BAR CUSHION	2						
20	1400579180-01	FRONT STABILIZER BAR FIXING CLIP	2						
21	1400719180	FRT STABILIZER BAR RIGHT BRACKET ASSY.	1	RADIATOR FORWARD					
22	1400720180	FRT STABILIZER BAR LEFT BRACKET ASSY.	1	RADIATOR FORWARD					

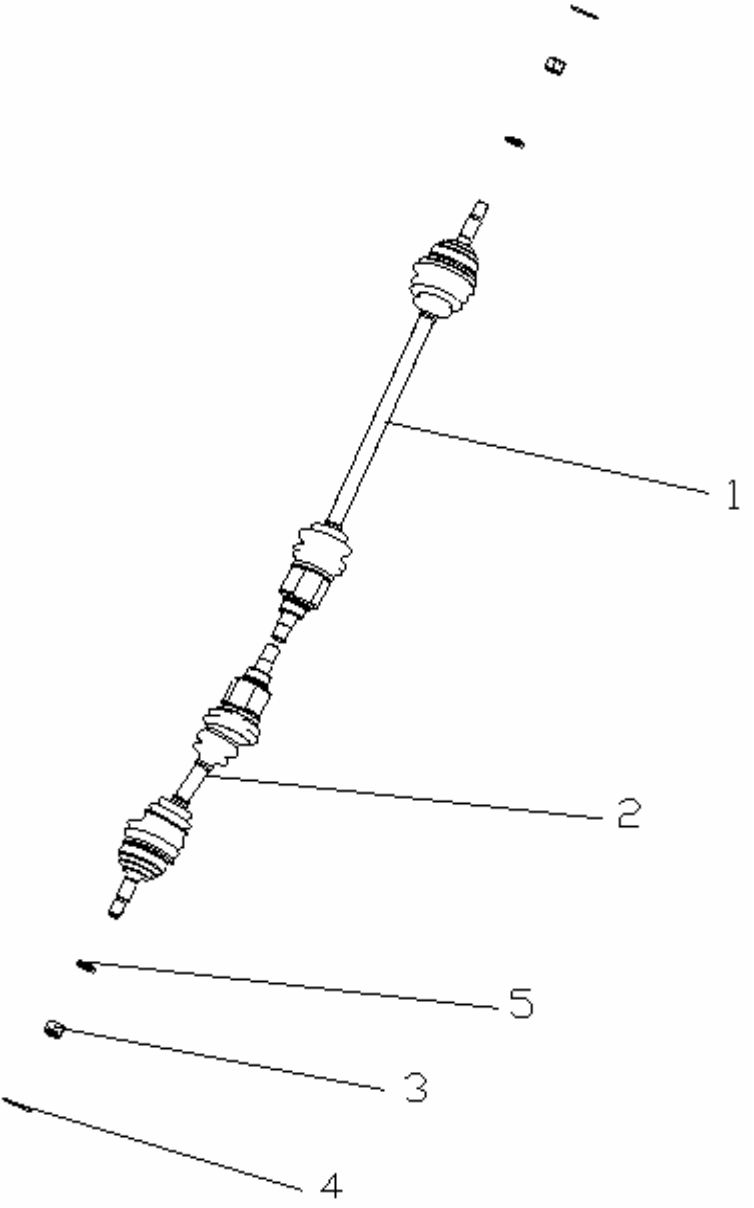
# 4070 REAR SUSPENSION ASSY.



## 4070 REAR SUSPENSION ASSY.

NO.	PART NO.	DES.	QTY	REMARK	NO.	PART NO.	DES.	QTY	REMARK
		REAR SUSPENSION ASSY.	1		25	1400642180	REAR STABILIZER BAR RUBBER WASHER	4	
1	1014000601	LR POLE ASSY.	1		26		HEXAGON LOCKING NUT	2	
2	1014000602	RR POLE ASSY.	1		27	1400616180	LR SHOCK ABSORBER	1	
3		METAL HEXAGON FLANGE LOCKING NUT	6		28	1400627180	REAR COIL SPRING LOWER RUBBER MAT	2	
4		HEXAGON FLANGE BOLT	4		29	1400351180	REAR COIL SPRING	2	
5		HEXAGON FLANGE NUT	6		30	1400625180	REAR COIL SPRING UPPER RUBBER MAT	2	
6	1400607180	1# LOWER TRAILING ARM ASSY.	2		31	1400621180	REAR SPRING CUSHION	1	
7		HEXAGON FLANGE BOLT	4		32	1400622180	REAR SUSPENSION UPPER SEAT	2	
8	1400608180	2# LOWER TRAILING ARM ASSY.	2		33	1400624180-01	REAR SUSPENSION UPPER SEAT CUSHION	2	
9	1400609180	REAR WHEEL TOE ADJUSTING CAM	2		34		HEXAGON LOCKING NUT	2	
10	1400610180	REAR WHEEL TOE ADJUSTING BOARD	2		35	1400618180	RR SHOCK ABSORBER	1	
11		HEXAGON HEAD FLANGE BOLT	2		36		VERTICAL PULL ROD BUSH	2	
12		HEXAGON FLANGE BOLT	2		37		HEXAGON HEAD BOLT & WAVE TYPE WASHER ASSY.	8	
13	1400614180	LR VERTICAL PULL ROD ASSY.	1						
14	1400615180	RR VERTICAL PULL ROD ASSY.	1						
15		HEXAGON FLANGE BOLT	4						
16		REAR STABILIZER BAR SUPPORT	2						
17	1400282180	REAR STABILIZER BAR ASSY.	1						
18	1064020005	REAR STABILIZER BAR CUSHION	2						
19	1400630180	REAR STABILIZER BAR FIXING CLIP	2						
20	1400641180	SUPPORTING BAR SEAT	2						
21		HEXAGON HEAD BOLT & WASHER ASSY.	2						
22	1400631180	SUPPORT ASSY.	2						
23		HEXAGON FLANGE LOCK NUT	2						
24	1400643180	REAR STABILIZER BAR CIRCLIP	4						

## 4080 DRIVING SHAFT ASSY.

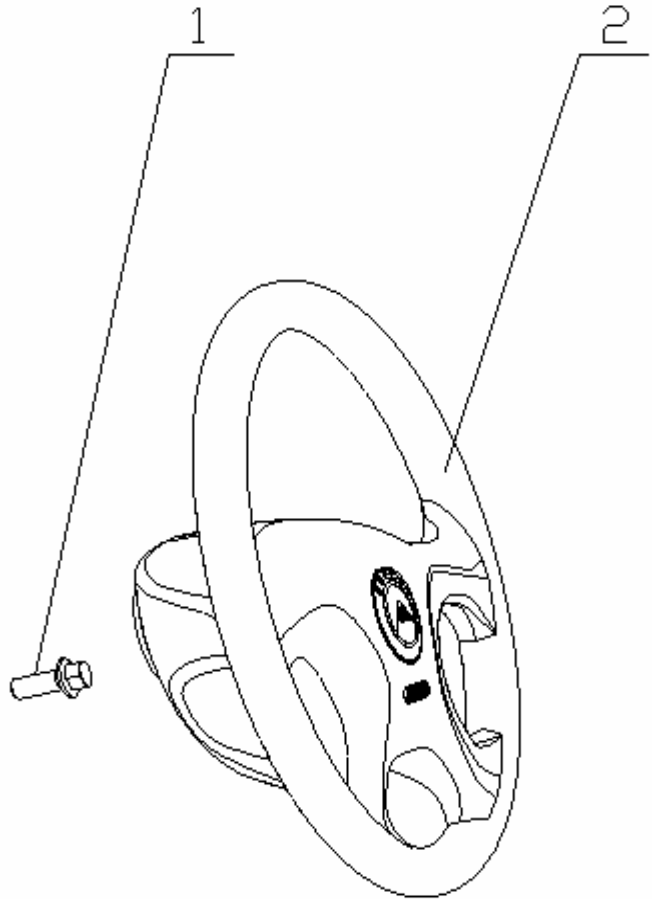
	NO.	PART NO.	DES.	QTY	REMARK
	1	1401081180	RIGHT DRIVING SHAFT ASSY.	1	S110
		1401099180	RIGHT DRIVING SHAFT ASSY.	1	S160
		1401039180	RIGHT DRIVING SHAFT ASSY.	1	AT
		1014001419	RIGHT DRIVING SHAFT ASSY.	1	S160G
	2	1401082180	LEFT DRIVING SHAFT ASSY.	1	S110
		1401098180	LEFT DRIVING SHAFT ASSY.	1	S160/S160G
		1401038180	LEFT DRIVING SHAFT ASSY.	1	AT
	3		HEXAGON NOTCH NUT	2	
	4		HATCH PIN	2	
	5		SPECIAL WASHER	2	
		1401083180	OUTER RZEPPA CONSTANT VELOCITY JOINT		S110
		1401101180	OUTER RZEPPA CONSTANT VELOCITY JOINT		S160/S160G
		1401084180	INNER RZEPPA CONSTANT VELOCITY JOINT		S110
		1401102180	INNER RZEPPA CONSTANT VELOCITY JOINT		S160/S160G



## 4090 WHEEL ASSY.

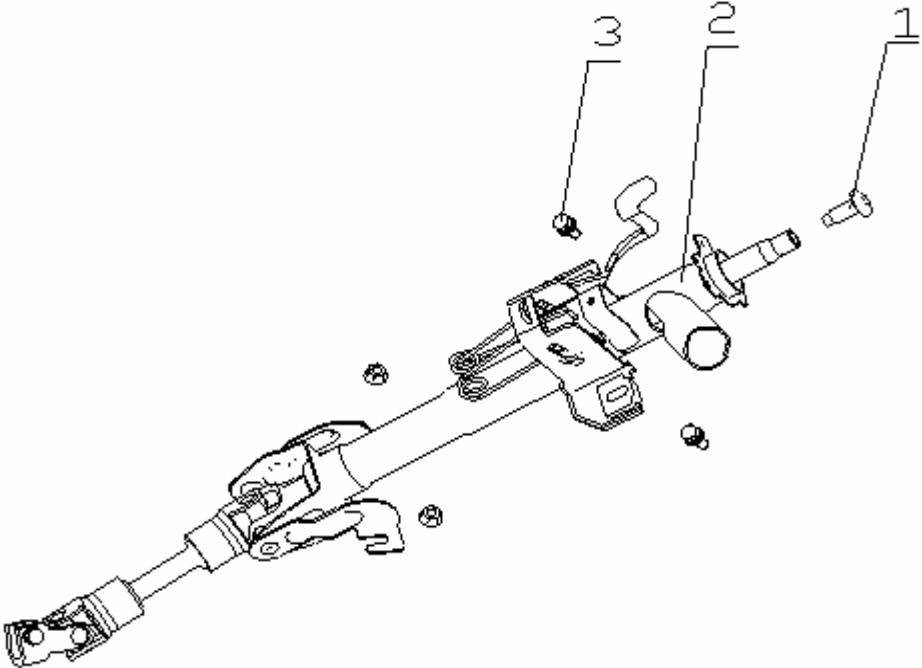
	NO.	PART NO.	DES.	QTY	REMARK
			WHEEL ASSY.	1	
	1		TYRE ASSY.	4	
	2	1408230180	AIR VALVE	4	
	3	1408052180	WHEEL NUT	4	
	4	1408053180	WHEEL HUB DECORATION COVER	1	
	5		BALANCE PIECE (10g)	1	
6	140821918003	ALUMINIUM WHEEL RIM	1		
		3101100180	STEEL WHEEL RIM		

## 4100 STEERING WHEEL ASSY.(4-SPOKE)

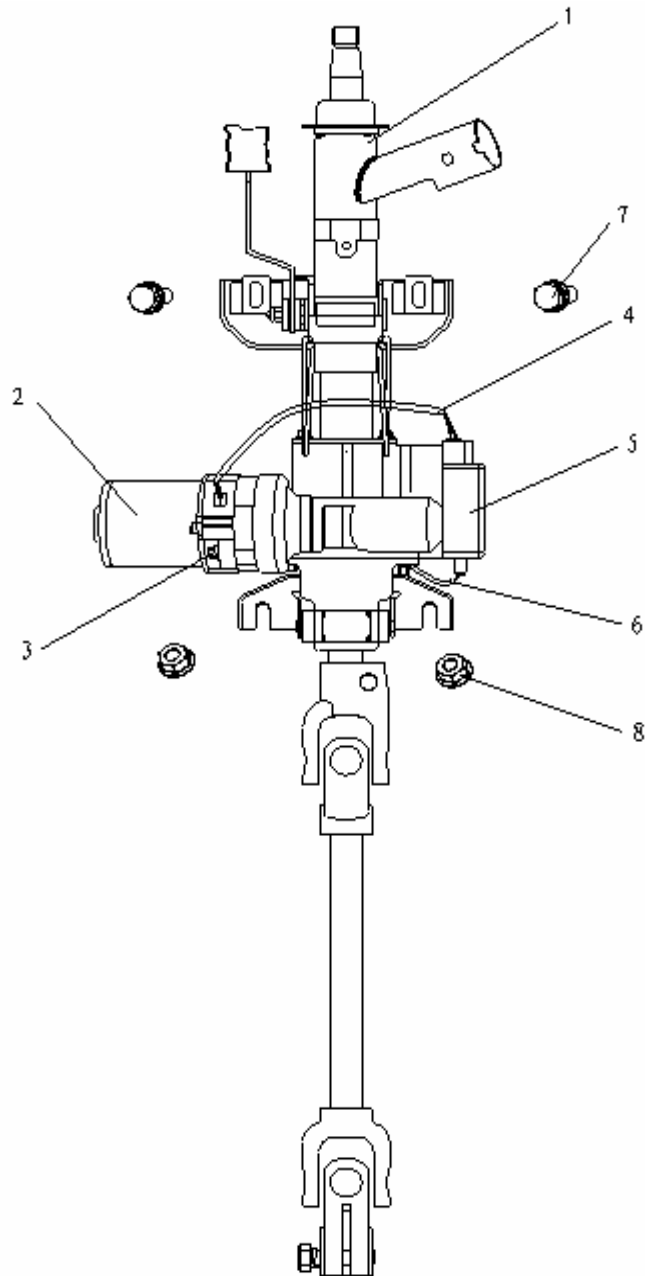


NO.	PART NO.	DES.	QTY	REMARK
1		STEERING WHEEL ASSY.(4-SPOKE)	1	W/O SRS
		HEXAGON FLANGE BOLT	1	
2	1401129180	STEERING WHEEL ASSY.(4-SPOKE)	1	W/O SRS
	140112718001	STEERING WHEEL ASSY.(4-SPOKE,LEATHER)	1	SRS
	140112918001	STEERING WHEEL ASSY.(4-SPOKE,LEATHER)	1	W/O SRS

## 4110 STEERING COLUMN ASSY. (HYDRAULIC POWER)

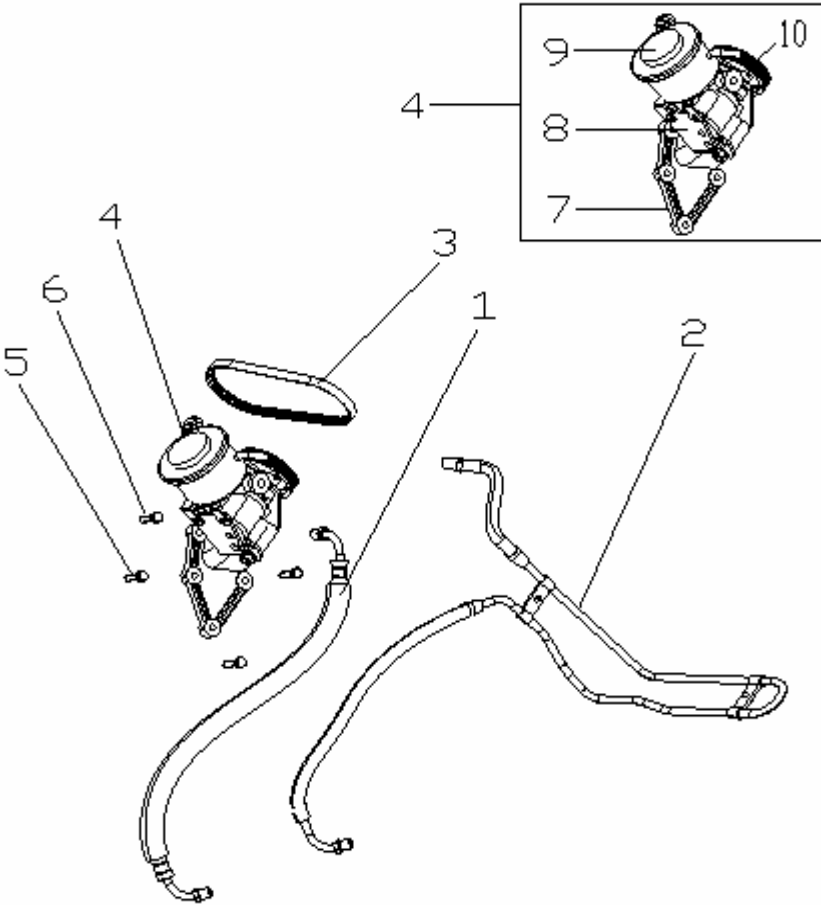
	NO.	PART NO.	DES.	QTY	REMARK
			STEERING DRIVER ASSY.(HYDRAULIC POWER)	1	
	1		HEXAGON HEAD BOLT & WASHER ASSY.	1	
	2	1401252180-01	STEERING COLUMN ASSY. (HYDRAULIC POWER)	1	
	3		HEXAGON FLANGE NUT	2	

## 4120 STEERING COLUMN ASSY. (ELECTRIC,ADJUSTABLE)



NO.	PART NO.	DES.	QTY	REMARK
1	1014001256	STEERING COLUMN ASSY. (ELECTRIC,ADJUSTABLE)	1	
2		SERVO MOTOR	1	
3		HEXAGON HEAD BOLT & WASHER ASSY.	2	
4		SERVO MOTO CONTROL MODULE WIRING HARNESS	1	
5	1017000213	CONTROL MODULE	1	
6		SENSOR CONTROL MODULE WIRING HARNESS	1	
7		HEXAGON HEAD BOLT & WASHER ASSY.	2	
8		HEXAGON FLANGE NUT	2	

## 4130 STEERING PIPE ASSY.

	NO.	PART NO.	DES.	QTY	REMARK
			STEERING PIPE ASSY.	1	
	1	1401250180	EPS HIGH PRESSURE PIPE ASSY.	1	
	2	1401251180	EPS LOW PRESSURE PIPE ASSY.	1	
	3	3412012105	DRIVE BELT	1	
	4		EPS PUMP ASSY.	1	
	5		HEXAGON HEAD BOLT & WASHER ASSY.	3	
	6		HEXAGON HEAD BOLT & WASHER ASSY.	1	
	7	1401290180	EPS PUMP FIXING BRACKET	1	
	8	1401253180	STEERING PUMP	1	
	9		STEERING PUMP OIL RESERVOIR COVER	1	
10	E050000202	STEERING PUMP PULLEY	1		

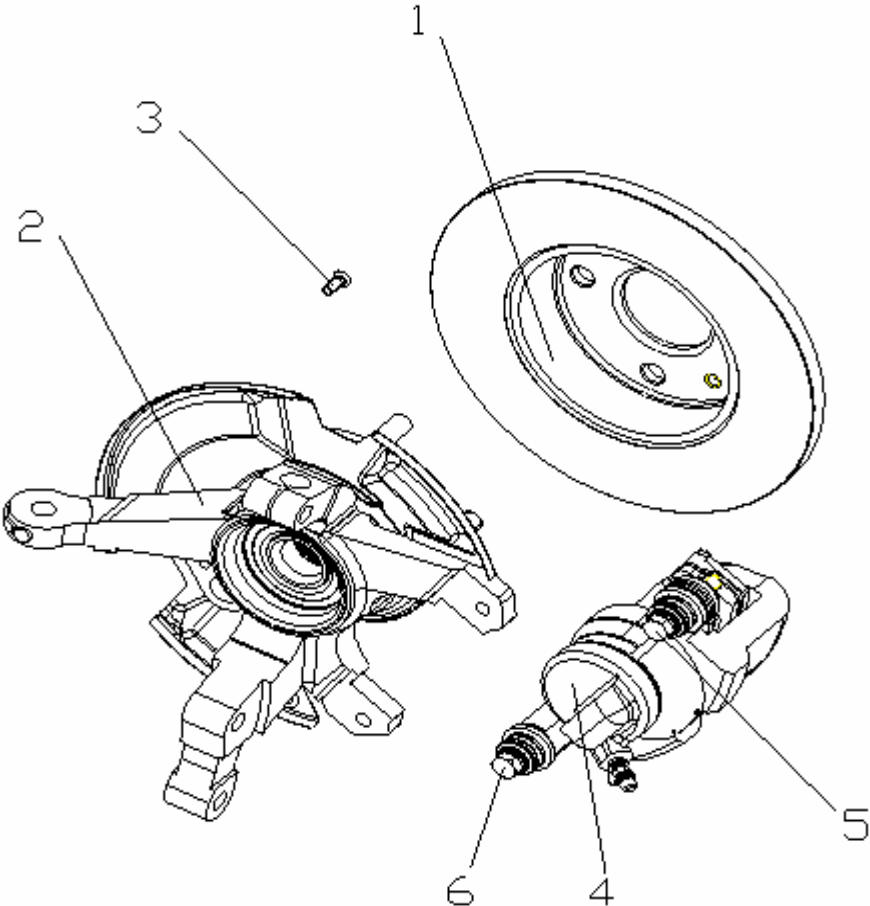
## 4140 EPS ASSY.

	NO.	PART NO.	DES.	QTY	REMARK
	1		POWER STEERING MECHANISM FIXER	1	
	2		HATCH PIN	2	
	2		HEXAGON NOTCH NUT	2	
	3	1401254180	EPS ASSY.	1	
	4		HEXAGON HEAD BOLT & WASHER ASSY.	4	
	5		CROSS HEXAGON HEAD BOLT & WASHER ASSY.	4	
	6	3404027105	DUST BOOT	1	
7	3404026101	DUST BOOT PRESSURE PLATE	1		

## 4150 LF DISC BRAKE WITH STEERING KNUCKLE ASSY.

	NO.	PART NO.	DES.	QTY	REMARK
		1402113180-01	LF BRAKE ASSY.(INCREASE)	1	W/O ABS
		1014006606	LF BRAKE ASSY.	1	ABS
	1	3501101005	DISC BRAKE	1	ABS
		3501101106	DISC BRAKE(INCREASE)	1	W/O ABS
	2	1402117180	LEFT STEERING KNUCKLE ASSY.	1	ABS
		3501101180	LEFT STEERING KNUCKLE ASSY.(INCREASE)	1	W/O ABS
	3		GB819 M6x12 CROSS BOLT	1	
	4	1402136180	LEFT CALIPER ASSY.	1	ABS
		3501102180	LEFT CALIPER ASSY.	1	W/O ABS
	5		SHORT FIXING BOLT	1	
	6		LONG FIXING BOLT	1	

## 4160 RF DISC BRAKE WITH STEERING KNUCKLE ASSY.

	NO.	PART NO.	DES.	QTY	REMARK
		1402114180-01	RF BRAKE ASSY.(INCREASE)	1	W/O ABS
		1014006607	RF BRAKE ASSY.	1	ABS
	1	3501101005	DISC BRAKE	1	ABS
		3501101106	DISC BRAKE(INCREASE)	1	W/O ABS
	2	1402118180	RIGHT STEERING KNUCKLE ASSY.	1	ABS
		3501201180	RIGHT STEERING KNUCKLE ASSY.(INCREASE)	1	W/O ABS
3		GB819 M6x12 CROSS BOLT	1		
4	1402137180	RIGHT CALIPER ASSY.	1	ABS	
	3501202180	RIGHT CALIPER ASSY.	1	W/O ABS	
5		SHORT FIXING BOLT	1		
6		LONG FIXING BOLT	1		



## 4170 LEFT STEERING KNUCKLE ASSY.

	NO.	PART NO.	DES.	QTY	REMARK
	1	1402117180	LEFT STEERING KNUCKLE	1	ABS
	3501101180	LEFT STEERING KNUCKLE	1	W/O ABS	
2	1402119180	LEFT DUST BOOT	1		
3		M6 HEXAGON HEAD COMBINATION BOLT	3		
4	3103142101	FRONT WHEEL HUB BOLT	4		
5	1402121180	FRONT WHEEL HUB ASSY.	1		
6	3103203001	BEARING	1		
7	3103204001	CIRCLIP	1		

## 4180 RIGHT STEERING KNUCKLE ASSY.

	NO.	PART NO.	DES.	QTY	REMARK
	1	1402118180	RIGHT STEERING KNUCKLE	1	ABS
		3501201180	RIGHT STEERING KNUCKLE	1	W/O ABS
	2	1402120180	RIGHT DUST BOOT	1	
	3		M6 HEXAGON HEAD COMBINATION BOLT	3	
	4	3103142101	FRONT WHEEL HUB BOLT	4	
	5	1402121180	FRONT WHEEL HUB ASSY.	1	
	6	3103203001	BEARING	1	
7	3103204001	CIRCLIP	1		

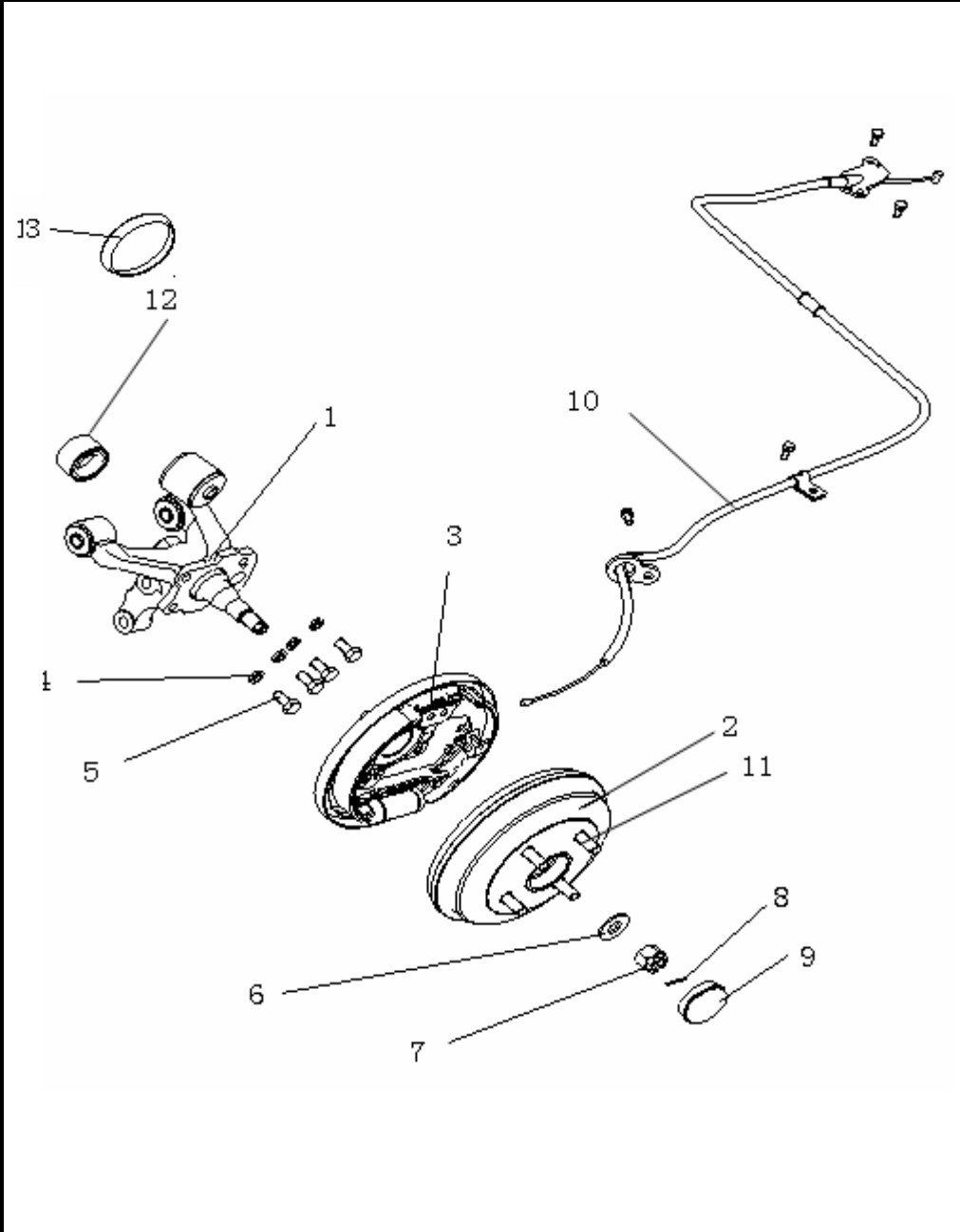
## 4190 LR AXLE HEAD WITH DRUM BRAKE WHEEL HUB ASSY (ABS)

	NO.	PART NO.	DES.	QTY	REMARK
	1	3502070180	LR BRAKE ASSY.	1	
	1	1403029180	LR AXLE END BRACKET ASSY.	1	SINGLE ROW BEARING
		1014005042	LR AXLE END BRACKET ASSY.	1	DUAL ROW BEARING
	2	1403025180	REAR DRUM BRAKE ASSY.	1	SINGLE ROW BEARING
		1014005045	REAR DRUM BRAKE ASSY.	1	DUAL ROW BEARING
	3		DRUM BRAKE PLATE	1	
	4		CIRCLIP	4	
	5		BOLT	4	
	6		THRUST WASHER	1	
	7		LOCKING NUT	1	
	8		HATCH PIN	1	
	9	2400109101	REAR WHEEL HUB COVER	1	
	10	1407041180	LEFT PARKING BRAKE CABLE ASSY.	1	
11		REAR DRUM BRAKE BOLT	4		
12	2400115106	OUTER SINGLE ROW ROLLER BEARING	1	SINGLE ROW BEARING	
	2400117101	INNER SINGLE ROW ROLLER BEARING	1	BEARING	
12	1034001507	DUAL ROW ROLLER BEARING	1	DUAL ROW BEARING	
13	2400111101	REAR AXES INTERIOR BEARING SEAL	1		

## 4200 LR AXLE END WITH DRUM BRAKE WHEEL HUB ASSY.(W/O ABS)

	NO.	PART NO.	DES.	QTY	REMARK
		3502100180	LR BRAKE ASSY.	1	
	1	1034001524	LR AXLE HEAD SEAT ASSY.	1	SINGLE ROW BEARING DUAL ROW BEARING
		1034001533	LR AXLE HEAD SEAT ASSY.	1	
	2	3502215106	REAR DRUM BRAKE ASSY.	1	SINGLE ROW BEARING DUAL ROW BEARING
		1034001536	REAR DRUM BRAKE ASSY.	1	
	3		DRUM BRAKE PLATE	1	
	4		CIRCLIP	4	
	5		BOLT	4	
	6		THRUST WASHER	1	
	7		LOCKING NUT	1	
	8		HATCH PIN	1	
	9	2400109101	REAR WHEEL HUB COVER	1	
	10	1407041180	LEFT PARKING BRAKE CABLE ASSY.	1	
11		REAR DRUM BRAKE BOLT	4		
12	2400115106	OUTER SINGLE ROW ROLLER BEARING	1	SINGLE ROW BEARING DUAL ROW BEARING	
	2400117101	INNER SINGLE ROW ROLLER BEARING	1		
12	1034001507	DUAL ROW ROLLER BEARING	1		
13	2400111101	REAR AXES INTERIOR BEARING SEAL	1		

## 4210 RR AXLE HEAD WITH DRUM BRAKE WHEEL HUB ASSY.(ABS)

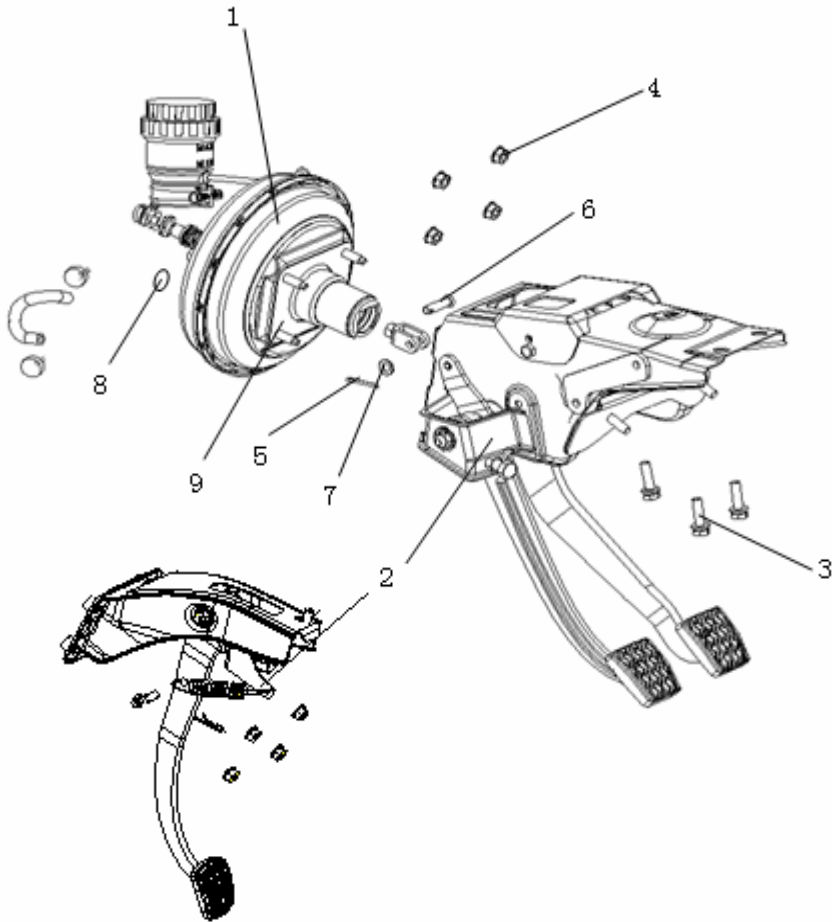
	NO.	PART NO.	DES.	QTY	REMARK
	1	3502080180	RR BRAKE ASSY.	1	
1	1403030180	RR AXLE HEAD SEAT ASSY.	1	SINGLE ROW BEARING	
1	1014005043	RR AXLE HEAD SEAT ASSY.	1	DUAL ROW BEARING	
2	1403025180	REAR DRUM BRAKE ASSY.	1	SINGLE ROW BEARING	
1	1014005045	REAR DRUM BRAKE ASSY.	1	DUAL ROW BEARING	
3		DRUM BRAKE PLATE	1		
4		CIRCLIP	4		
5		BOLT	4		
6		THRUST WASHER	1		
7		LOCKING NUT	1		
8		HATCH PIN	1		
9	2400109101	REAR WHEEL HUB COVER	1		
10	1407042180	RIGHT PARKING BRAKE CABLE ASSY.	1		
11		REAR DRUM BRAKE BOLT	4		
12	2400115106	OUTER SINGLE ROW ROLLER BEARING	1	SINGLE ROW BEARING	
12	2400117101	INNER SINGLE ROW ROLLER BEARING	1	DUAL ROW BEARING	
12	1034001507	DUAL ROW ROLLER BEARING	1	DUAL ROW BEARING	
13	2400111101	REAR AXES INTERIOR BEARING SEAL	1		

## 4220 RR AXLE HEAD WITH DRUM BRAKE WHEEL HUB ASSY.(W/O ABS)

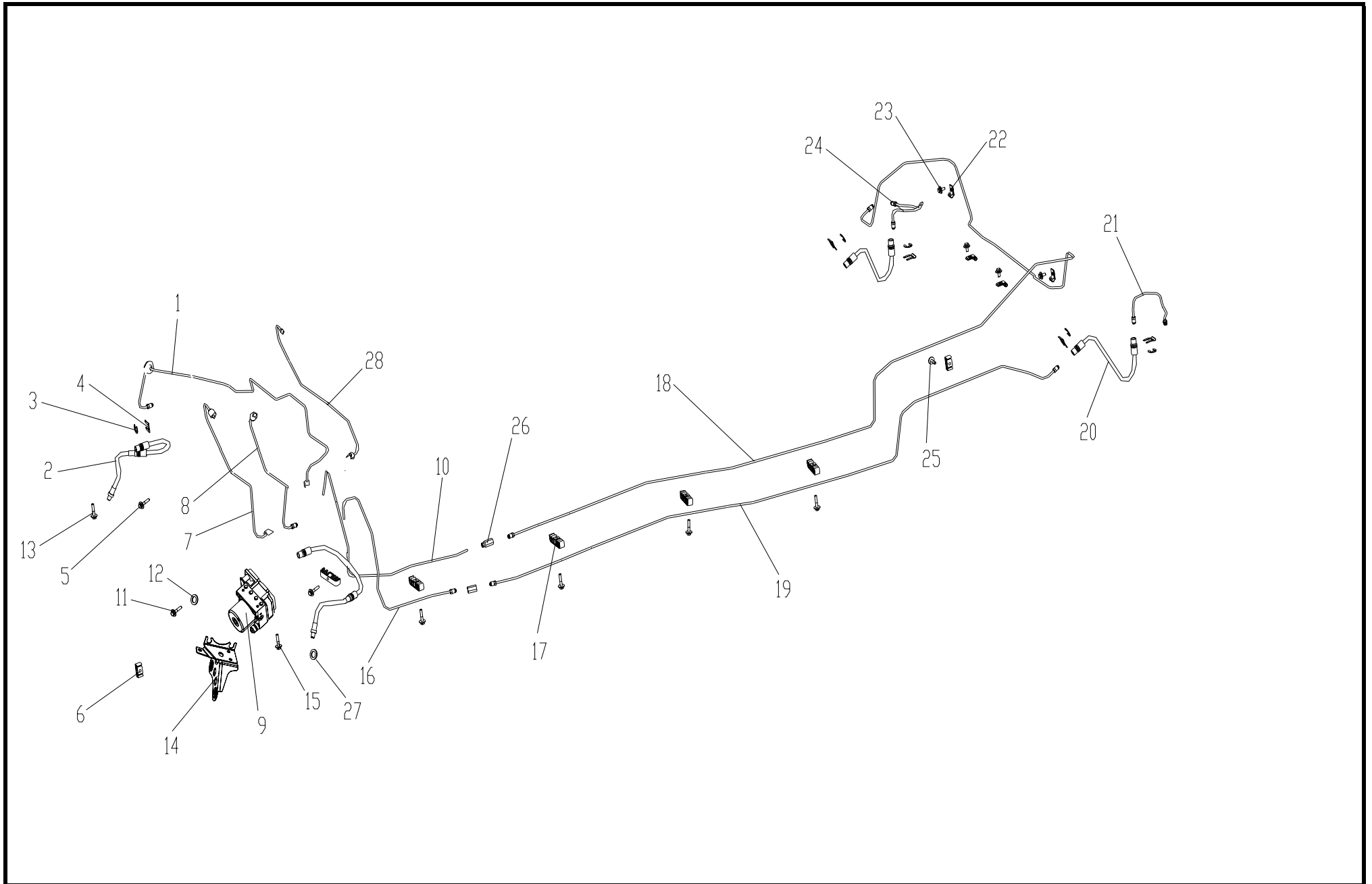
	NO.	PART NO.	DES.	QTY	REMARK
	1	3502200180	RR BRAKE ASSY.	1	
	1	1034001525	RR AXLE HEAD SEAT ASSY.	1	SINGLE ROW BEARING
	1	1034001534	RR AXLE HEAD SEAT ASSY.	1	DUAL ROW BEARING
	2	3502215106	REAR DRUM BRAKE ASSY.	1	SINGLE ROW BEARING
	1	1034001536	REAR DRUM BRAKE ASSY.	1	DUAL ROW BEARING
	3		DRUM BRAKE PLATE	1	
	4		CIRCLIP	4	
	5		BOLT	4	
	6		THRUST WASHER	1	
	7		LOCKING NUT	1	
	8		HATCH PIN	1	
	9	2400109101	REAR WHEEL HUB COVER	1	
	10	1407042180	RIGHT PARKING BRAKE CABLE ASSY.	1	
11		REAR DRUM BRAKE BOLT	4		
12	2400115106	OUTER SINGLE ROW ROLLER BEARING	1	SINGLE ROW BEARING	
1	2400117101	INNER SINGLE ROW ROLLER BEARING	1	BEARING	
12	1034001507	DUAL ROW ROLLER BEARING	1	DUAL ROW BEARING	
13	2400111101	REAR AXES INTERIOR BEARING SEAL	1		

## 4230 CLUTCH & BRAKE FOOTPLATE ASSY.

NO.	PART NO.	DES.	QTY	REMARK
1	140500318001	CLUTCH & BRAKE FOOTPLATE ASSY. VACUUM BOOSTER WITH BRAKE MASTER CYLINDER ASSY.	1	1.3L ABS
	140501118001	VACUUM BOOSTER WITH BRAKE MASTER CYLINDER ASSY.	1	1.5L ABS
	3540100180	VACUUM BOOSTER WITH BRAKE MASTER CYLINDER ASSY.	1	1.3L W/O ABS
	3540200180	VACUUM BOOSTER WITH BRAKE MASTER CYLINDER ASSY.	1	1.5L W/O ABS
2	1404060180	CLUTCH & BRAKE FOOTPLATE ASSY.	1	1.3L
	1404101180	CLUTCH & BRAKE FOOTPLATE ASSY.	1	1.5L&1.6L
	1404036180	BRAKE FOOTPLATE WITH BRACKET ASSY.	1	AT
3		HEXAGON BOLT CUSHION	3	
4		HEXAGON FLANGE NUT	4	
5		HATCH PIN	1	
6		PIVOT	1	
7		WASHER	1	
8		RUBBER PLUG	1	
9		VACUUM BOOSTER SHELF	1	
10		CLUTCH FOOTPLATE RUBBER	1	
11		BRAKE FOOTPLATE RUBBER	1	
	1700791180	BRAKE SWITCH	1	



# 4240 BRAKE PIPELINE ASSY.(ABS)

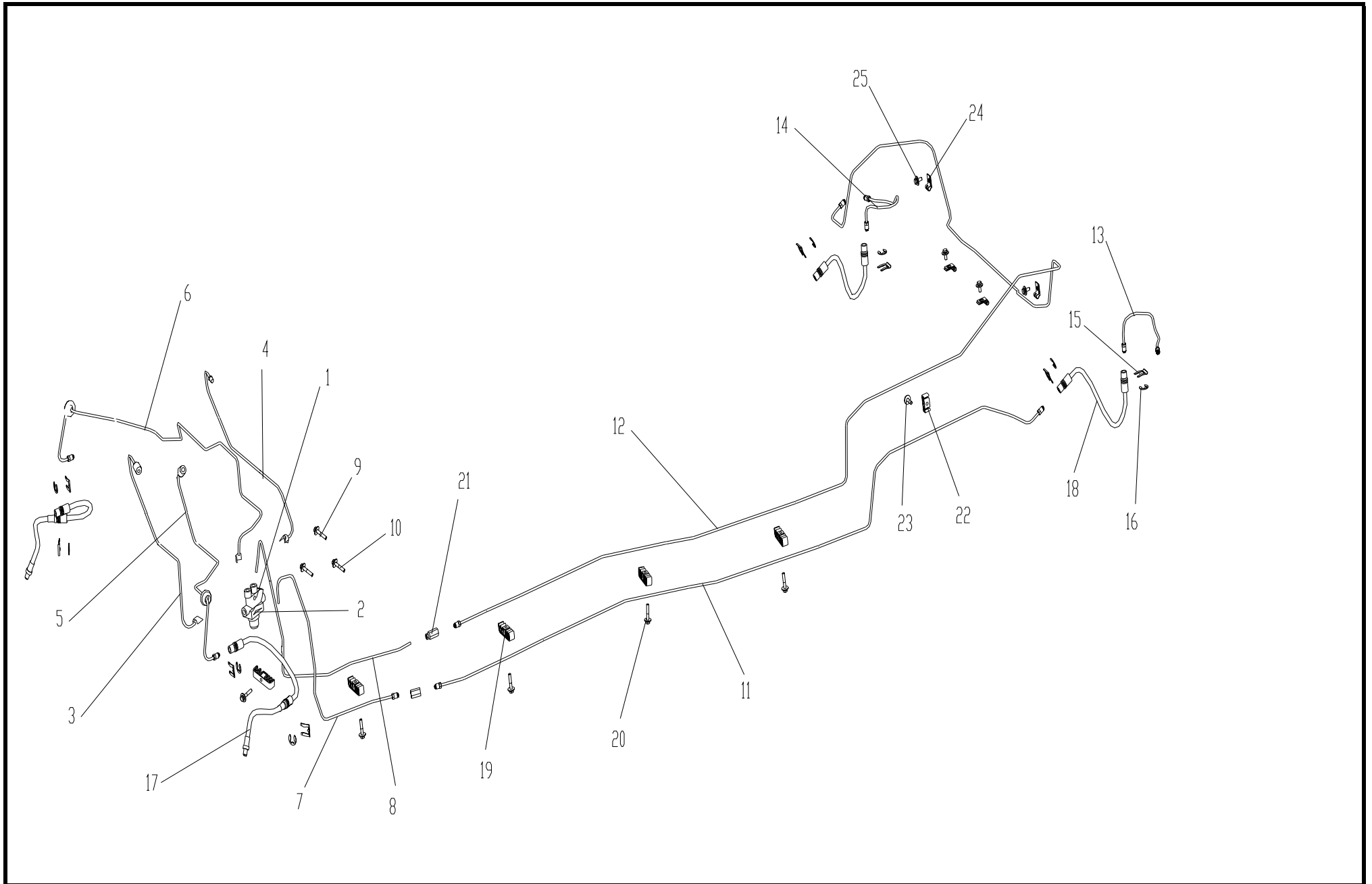




## 4240 BRAKE PIPELINE ASSY.(ABS)

NO.	PART NO.	DES.	QTY	REMARK	NO.	PART NO.	DES.	QTY	REMARK
		BRAKE PIPELINE ASSY.	1		25		HEXAGON HEAD BOLT & WASHER ASSY.	3	
1	1406069180	RF BRAKE PIPE	1		26	1406141180	DUAL-WAY CONNECTING	2	
2	1406112180	FRONT BRAKE HOSE ASSY.	2		27		COPPER GASKET	2	
3		HATCH RING	8		28	1406067180	LF BRAKE PIPE	1	
4	1406108180	"L" TYPE SPRING CLIP	8						
5		HEXAGON HEAD BOLT & WASHER ASSY.	4						
6		TWO-WAY CLIP	3						
7	1406088180	BRAKE MAIN CYLINDER CONTROL,1# BRAKE PIPE	1						
8	1406090180	BRAKE MAIN CYLINDER CONTROL,2# BRAKE PIPE	1						
9	1709271180	HECU CONTROL ASSY.	1						
10	1406223180	RR 1# BRAKE PIPE	1						
11		HEXAGON BOLT WASHER	3						
12		CUSHION	3						
13		BRAKE HOSE CONNECTING BOLT	2						
14	1409009180	HECU CONTROL BRACKET	1						
15		CONNECTING BOLT	3						
16	1406221180	LR 1# BRAKE PIPE	1						
17	8410026180	FIVE-WAY CLIP	5						
18	1406085180	RR 2# BRAKE PIPE	1						
19	1406083180	LR 2# BRAKE PIPE	1						
20	140611518001	REAR BRAKE HOSE ASSY.	2						
21	1406116180	REAR BRAKE 3# BRAKE PIPE	1						
22		SINGLE WAY CLIP	4						
23		HEXAGON HEAD BOLT & WASHER ASSY.	5						
24	1406117180	REAR BRAKE 4# BRAKE PIPE	1						

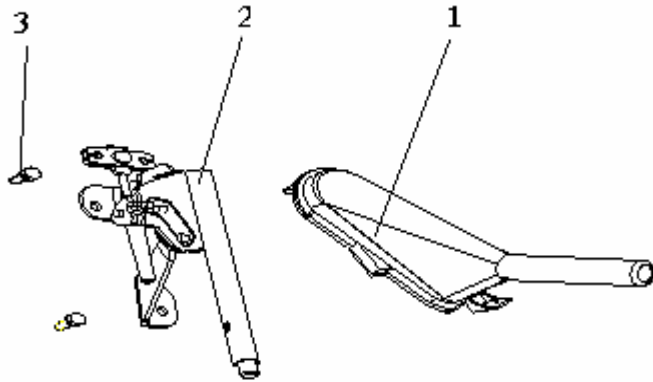
# 4250 BRAKE PIPELINE ASSY.(W/O ABS)



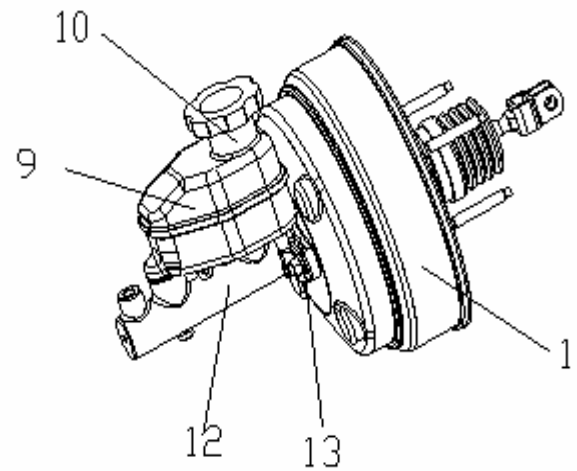
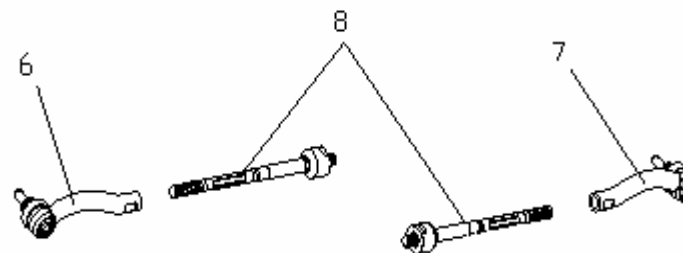
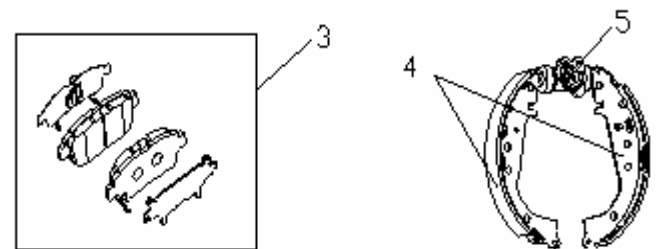
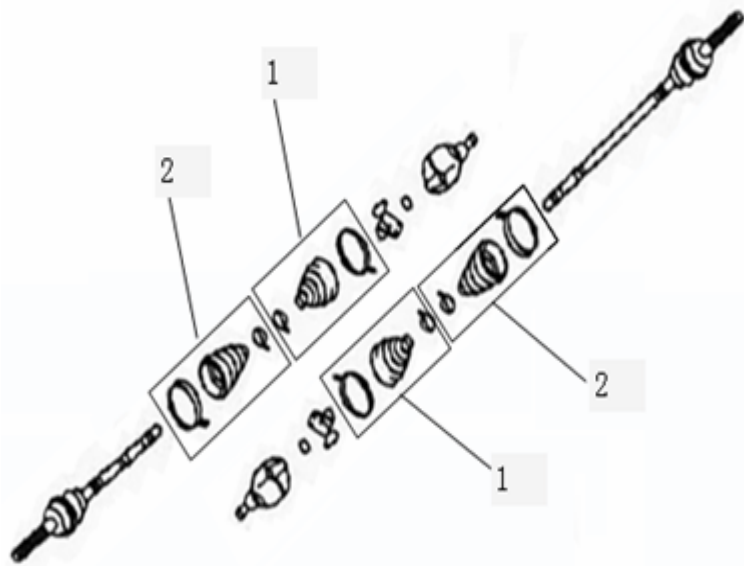
## 4250 BRAKE PIPELINE ASSY.(W/O ABS)

NO.	PART NO.	DES.	QTY	REMARK	NO.	PART NO.	DES.	QTY	REMARK
		BRAKE PIPELINE ASSY. (PROPORTIONING VALVE)	1	W/O ABS	25		HEXAGON HEAD BOLT & WASHER ASSY.	4	
1	3525100180	FIVE-WAY PROPORTIONING VALVE ASSY.	1						
2	3525110180	PROPORTIONING VALVE MOUNTING BRACKET	1	FIVE-WAY					
3	3506500180	BRAKE MASTER CYLINDER TO PROPORTIONING VALVE,1# BRAKE PIPE	1						
4	1406457180	BRAKE MASTER CYLINDER TO PROPORTIONING VALVE,2# BRAKE PIPE	1						
5	3506100180	LF BRAKE PIPE ASSY.	1						
6	3506200180	RF BRAKE PIPE ASSY.	1						
7	3506300180	LR BRAKE PIPE ASSY. I	1						
8	3506400180	RR BRAKE PIPE ASSY. I	1						
9		HEXAGON HEAD BOLT & WASHER ASSY.	1						
10		HEXAGON HEAD BOLT & WASHER ASSY.	2						
11	1406083180	LR 2# BRAKE PIPE	1						
12	1406085180	RR 2# BRAKE PIPE	1						
13	1406116180	REAR BRAKE 3# BRAKE PIPE	1						
14	1406117180	REAR BRAKE 4# BRAKE PIPE	1						
15	1406108180	"L" TYPE SPRING CLIP	8						
16		HATCH RING	8						
17	1406112180	FRONT BRAKE HOSE ASSY.	2						
18	140611518001	REAR BRAKE HOSE ASSY.	2						
19		FIVE-WAY CLIP	5						
20		HEXAGON HEAD BOLT & WASHER ASSY.	5						
21		DUAL-WAY CONNECTING	2						
22		DUAL-WAY CLIP	1						
23		HEXAGON HEAD BOLT & WASHER ASSY.	1						
24		SINGLE-WAY CLIP	4						

## 4260 PARKING BRAKE CONTROL ASSY.

	NO.	PART NO.	DES.	QTY	REMARK
			PARKING BRAKE CONTROL ASSY.	1	
	1	1407061180	PARKING BRAKE LEVER ASSY.	1	
	2	1407021180	PARKING BRAKE LEVER BOOT	1	
	3		HEXAGON HEAD BOLT & WASHER ASSY.	2	M8x20

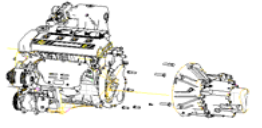
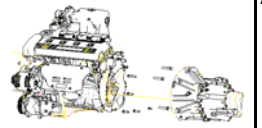
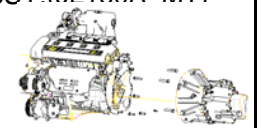
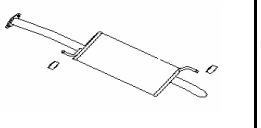

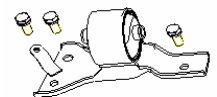
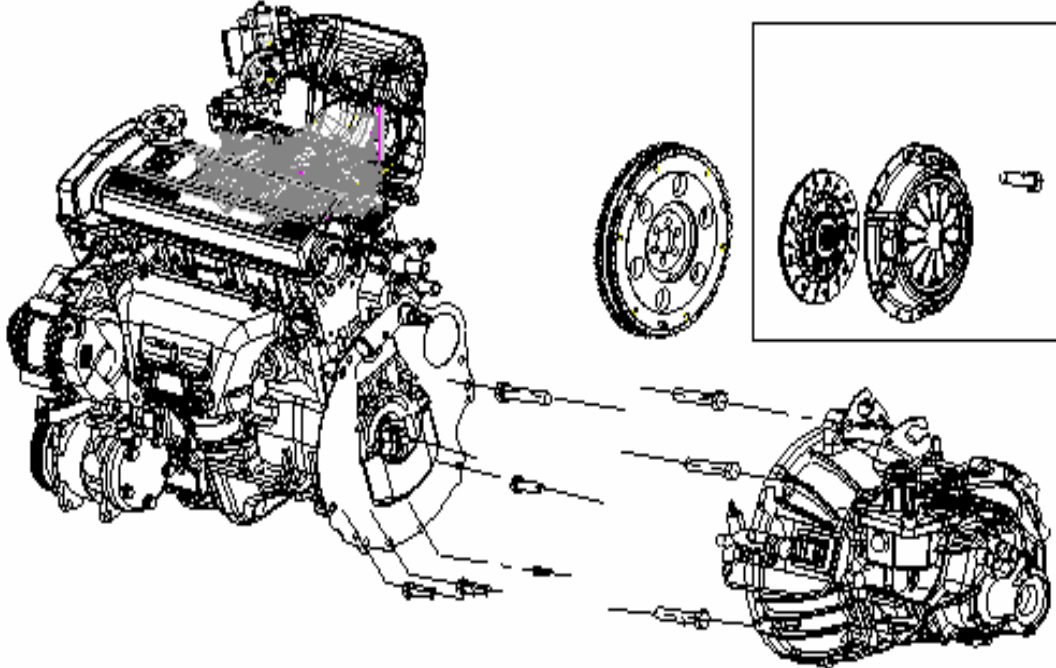
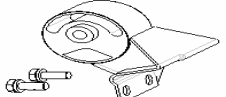

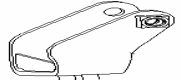

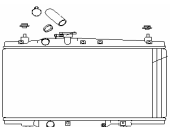
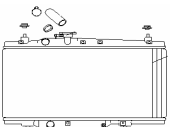
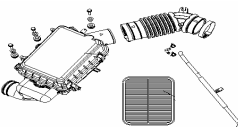

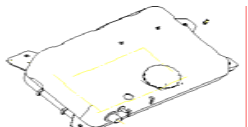
# 4270 CHASSIS REPAIR KIT



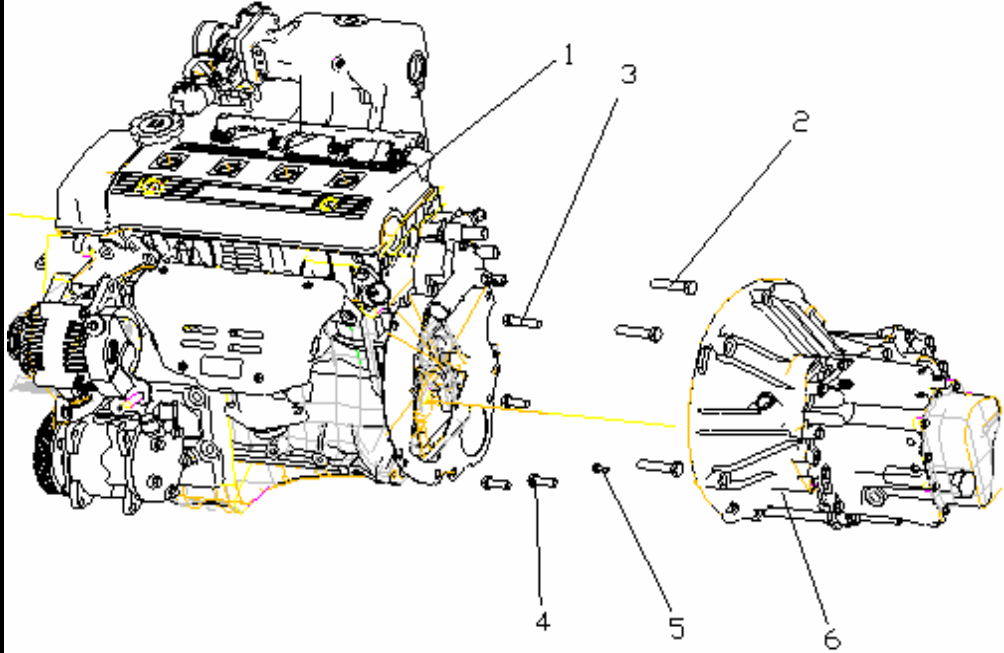
## 4270 CHASSIS REPAIR KIT

NO.	PART NO.	DES.	QTY	REMARK	NO.	PART NO.	DES.	QTY	REMARK
		CHASSIS REPAIR KIT	1		13		VACUUM BOOSTER MOUNTING MAT	1	
1	1401088180	INNER RZEPPA TYPE REPAIR KIT	1	1.3L					
	1401106180	INNER RZEPPA TYPE REPAIR KIT	1	1.5L					
2	1401087180	OUTER RZEPPA TYPE REPAIR KIT	1	1.3L					
	1401105180	OUTER RZEPPA TYPE REPAIR KIT	1	1.5L					
3	3501190005	FRONT FRICTION PAD ASSY.	1	ABS					
	3501190106	FRONT FRICTION PAD ASSY.	1	W/O ABS					
4	1403060180	REAR FRICTION PAD ASSY.	1	ABS					
	3502145106	REAR FRICTION PAD ASSY.	1	W/O ABS					
5	3502135005	LEFT BRAKE WHEELY CYLINDER	1	ABS					
	3502135106	LEFT BRAKE WHEELY CYLINDER	1	W/O ABS					
	3502140005	RIGHT BRAKE WHEELY CYLINDER	1	ABS					
	3502140106	RIGHT BRAKE WHEELY CYLINDER	1	W/O ABS					
6	3401145106	LEFT STEERING OUTER PULL ROD & BALL JOINT	1	EPS					
	3401145001	LEFT STEERING OUTER PULL ROD & BALL JOINT	1						
7	3401140106	RIGHT STEERING OUTER PULL ROD & BALL JOINT	1	EPS					
	3401150001	RIGHT STEERING OUTER PULL ROD & BALL JOINT	1						
8	1401261180	STEERING RACK JOINT ASSY.	1	EPS					
	3401505001	STEERING RACK JOINT ASSY.	1						
9	1064020097	RESERVOIR	1						
10		RESERVOIR COVER	1						
11	140500318003	VACUUM BOOSTER ASSY.	1	1.3L					
	140501118003	VACUUM BOOSTER ASSY.	1	1.5L&1.6L					
12	140500318002	BRAKE MASTER CYLINDER	1	1.3L					
	140501118002	BRAKE MASTER CYLINDER	1	1.5L&1.6L					

# PICTURE INDEX

<p><b>6000 POWER INDEX</b></p>	<p>6010 MR479Q POWER ASSY.(JL110 MT)</p> 	<p>6020 MR479QA POWER ASSY.</p> 	<p>6030 MR481QA POWER ASSY.(JL 160A MT)</p> 	<p>6260 EXHAUST SYSTEM ASSY.</p> 	<p>6080 CLUTCH SYSTEM</p> 	<p>6090 ENGINE MOUNTING ASSY. (1.3L)</p> 
						<p>6100 ENGINE MOUNTING ASSY. (1.3L NEW)</p> 
						<p>6110 ENGINE MOUNTING ASSY. (1.5L)</p> 
						<p>6120 ENGINE MOUNTING ASSY. (1.5L NEW)</p> 
						<p>6130 ENGINE MOUNTING ASSY. (AT)</p> 
		<p>6220 COOLING SYSTEM ASSY. (AT)</p> 	<p>6210 COOLING SYSTEM ASSY. (MT)</p> 	<p>6170 INTAKE ASSY.</p> 	<p>6160 FUEL PIPELINE &amp; FUEL EVAPORATIVE</p> 	<p>6140 FUEL TANK ASSY.</p> 

## 6010 MR479Q ENGINE ASSY.

	NO.	PART NO.	DES.	QTY	REMARK
			MR479Q POWER ASSY.(WITH JL110 TRANSMISSION)	1	
	1	1086090401	MR479Q ENGINE ASSY.	1	
		1086090403	MR479Q ENGINE ASSY.	1	EURO IV
	2		HEXAGON BOLT & WASHER ASSY.	3	
	3		HEXAGON BOLT & WASHER ASSY.	1	
	4		HEXAGON BOLT & WASHER ASSY.	3	
	5		HEXAGON BOLT & WASHER ASSY.	1	
	6	3000000002	5-SPEED TRANSMISSION(JL-S110)	1	
		3000000013	4-SPEED TRANSMISSION(JL-Z130 AT)		



## 6020 MR479QA ENGINE ASSY.

	NO.	PART NO.	DES.	QTY	REMARK
	1	1086090503	MR479QA POWER ASSY.(WITH JL160 TRANSMISSION)	1	
	1	1086001040	MR479QA ENGINE ASSY.	1	
	2		MR479QA ENGINE ASSY.(AT)	1	
	2		HEXAGON BOLT AND WASHER ASSY.	3	
	3		HEXAGON BOLT AND WASHER ASSY.	1	
	4		HEXAGON BOLT AND WASHER ASSY.	3	
	5		HEXAGON BOLT AND WASHER ASSY.	1	
	6	3000000001	5-SPEED TRANSMISSION(JL160)	1	
	6	3000000011	5-SPEED TRANSMISSION(JL160G)	1	
	7		CLUTCH DRIVEN DISC ASSY.(1.3L)	1	
8		CLUTCH PRESS DISC ASSY.(1.3L)	1		
9		HEXAGON BOLT AND WASHER ASSY.	6		
10		CLUTCH FIXING SETUP (1.5L)	1		

## 6030 MR481QA ENGINE ASSY.

	NO.	PART NO.	DES.	QTY	REMARK
			MR481QA POWER ASSY.(WITH JL160 TRANSMISSION)	1	
	1	1086090602	MR481QA ENGINE ASSY.	1	
	2		HEXAGON BOLT AND WASHER ASSY.	3	
	3		HEXAGON BOLT AND WASHER ASSY.	1	
	4		HEXAGON BOLT AND WASHER ASSY.	3	
	5		HEXAGON BOLT AND WASHER ASSY.	1	
	6	3000000001	5-SPEED TRANSMISSION(JL-S160)	1	
		3000000011	5-SPEED TRANSMISSION(JL-S160G)	1	
	7		CLUTCH DRIVEN DISC ASSY.	1	
	8		CLUTCH PRESS DISC ASSY.	1	
9		HEXAGON BOLT AND WASHER ASSY.	1		
10		CLUTCH FIXING SETUP	1		

## 6040 CLUTCH SYSTEM (S110)

	NO.	PART NO.	DES.	QTY	REMARK
	1	1014000329	CLUTCH CABLE	1	1.3L
	2	3160121001	SHAFT-CLUTCH RELEASE FORK	1	1.3L
	3	3160131601	SPRING	1	1.3L
	4	3160131401	BUSHING	1	1.3L
	5		CLUTCH COVER ASSY.	1	1.3L&1.5L
	6		CLUTCH DISC	1	1.3L&1.5L
	7	3160122002	RELEASE BEARING	1	1.3L
	8	3160121601	FORK-CLUTCH RELEASE	1	1.3L

## 6050 CLUTCH SYSTEM (S160)

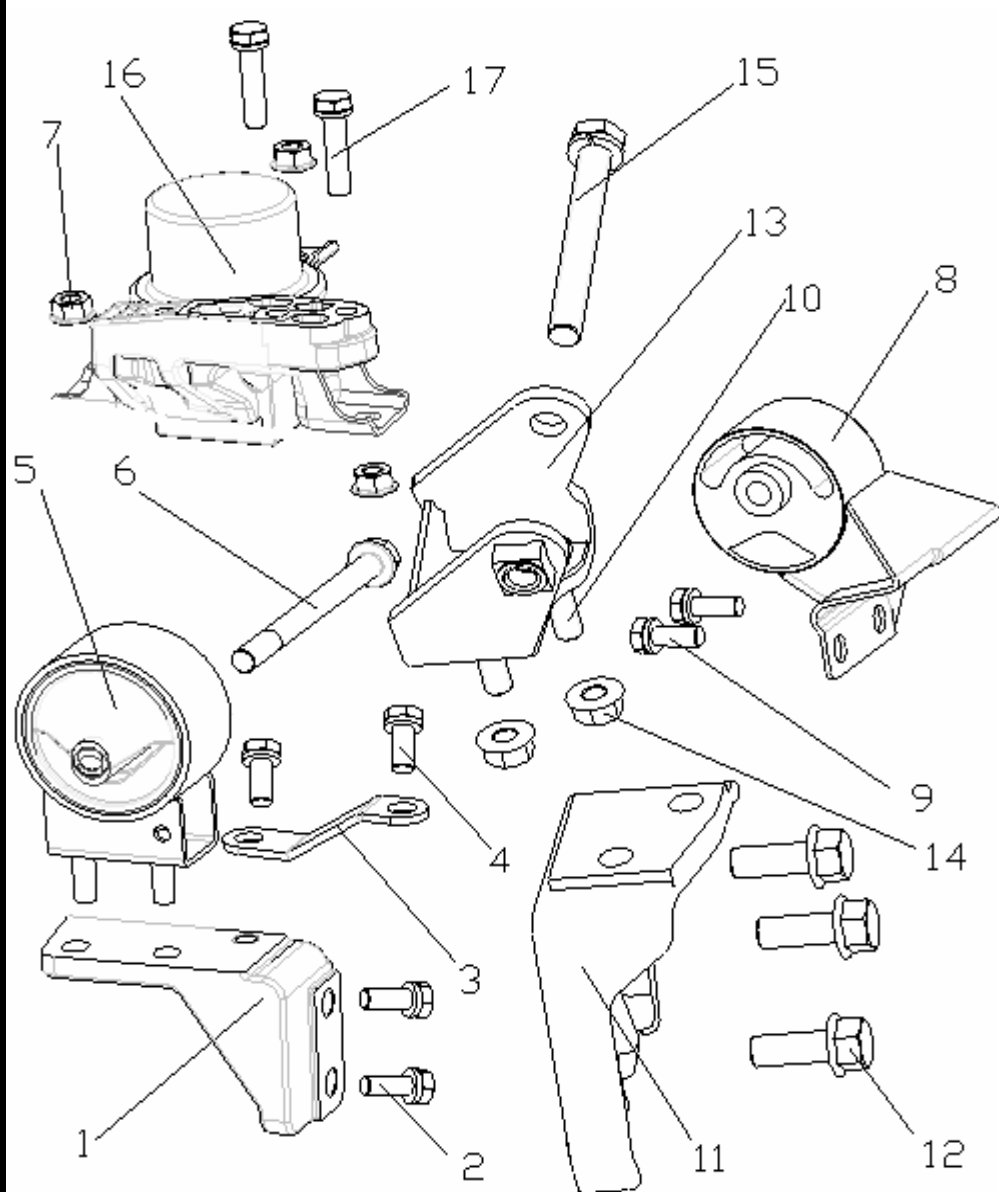
	NO.	PART NO.	DES.	QTY	REMARK
	2	3160131006	CYLINDER-CLUTCH RELEASE	1	1.5L&1.6L
	4	3160121101	FORK-RELEASE	1	1.5L&1.6L
	5	3160122001	RELEASE BEARING	1	1.5L&1.6L
	6		CLUTCH COVER	1	1.6L
	7		CLUTCH DISC	1	1.6L

## 6060 ENGINE MOUNTING ASSY. (1.3L)

	NO.	PART NO.	DES.	QTY	REMARK
			ENGINE MOUNTING ASSY.	1	
	1	1600564180	ENGINE MOUNTING LEFT BRACKET	1	
	2		HEXAGON HEAD BOLT & SPRING WASHER ASSY.	9	
	3	1600411180	ENGINE MOUNTING FRT BRACKET	1	
	4		HEXAGON HEAD BOLT & SPRING WASHER ASSY.	2	M12X1.25X35
	5	1600567180	ENGINE INSTALLATION 2# LEFT SUPPORT BOARD	1	
	6		HEXAGON HEAD BOLT & SPRING WASHER ASSY.	2	M12x1.25x30
	7	1600436180	ENGINE MOUNTING LEFT BRACKET CUSHION ASSY.	1	
	8	1600566180	ENGINE MOUNTING LEFT SUPPORT BOARD	1	
	9		HEXAGON FLANGE NUT-A CLASS M10x1.25	1	
	10		HEXAGON FLANGE NUT-A CLASS M12x1.26	1	
	11	1600437180	ENGINE REAR CUSHION ASSY.	1	
	12		HEXAGON HEAD BOLT & SPRING WASHER ASSY.	2	M10x1.25x120
	13		HEXAGON HEAD BOLT & SPRING WASHER ASSY.	2	M10x1.25x25
	14	1600434180	ENGINE MOUNTING REAR 1# BRACKET	1	
	15		HEXAGON FLANGE BOLT-B CLASS M12x1.25x30	3	
	16	1600401180	ENGINE MOUNTING REAR BRACKET	1	
	17		HEXAGON FLANGE LOCK NUT	2	
	18		HEXAGON HEAD BOLT & SPRING WASHER ASSY.	2	M12X1.25X100
	19	1600435180	ENGINE RIGHT CUSHION ASSY.	1	
	20	1600418180	ENGINE INSTALLATION RIGHT BRACKET	1	
	21		HEXAGON HEAD BOLT & SPRING WASHER ASSY.	3	M10x1.25x70
22	2000410104	ENGINE RIGHT FIXING BRACKET	1		

## 6070 ENGINE MOUNTING ASSY. (1.3L NEW)

NO.	PART NO.	DES.	QTY	REMARK
		ENGINE MOUNTING ASSY.	1	1.3L
1	1600360180	ENGINE MOUNTING LEFT BRACKET	1	
2		HEXAGON HEAD BOLT & SPRING WASHER ASSY.	2	
3		ENGINE LEFT CONNECTING PLATE	1	
4		HEXAGON HEAD BOLT & SPRING WASHER ASSY.	2	
5	1601490180	ENGINE LEFT MOUNTING ASSY.	1	
6		HEXAGON FLANGE BOLT	1	
7		HEXAGON FLANGE NUT	5	
8	1601491180	ENGINE REAR MOUNTING ASSY.	1	
9		HEXAGON HEAD BOLT & SPRING WASHER ASSY.	2	M10x1.25x120
10		HEXAGON HEAD BOLT & SPRING WASHER ASSY.	2	M10x1.25x25
11	1600434180	ENGINE MOUNTING 1# BRACKET	1	
12		HEXAGON HEAD BOLT & SPRING WASHER ASSY.	3	M10x1.25x35
13	1600401180	ENGINE MOUNTING REAR BRACKET	1	
14		HEXAGON FLANGE LOCK NUT	2	
15		HEXAGON HEAD BOLT & SPRING WASHER ASSY.	1	M12X1.25X100
16	1601655180	ENGINE RIGHT HANG ASSY.	1	1.3L
17		HEXAGON HEAD BOLT & SPRING WASHER ASSY.	2	



## 6080 ENGINE MOUNTING ASSY. (1.5L)

	NO.	PART NO.	DES.	QTY	REMARK
			ENGINE MOUNTING ASSY.	1	
	1	1600564180	ENGINE MOUNTING LEFT BRACKET	1	
	2		HEXAGON HEAD BOLT & SPRING WASHER ASSY.	9	
	3	1600412180	ENGINE MOUNTING BRACKET	1	
	4		HEXAGON HEAD BOLT & SPRING WASHER ASSY.	3	M10x1.25x40
	5	1601808180	ENGINE MOUNTING LEFT CUSHION ASSY.	1	
	6		HEXAGON FLANGE NUT-A CLASS	1	M10X1.25
	7		HEXAGON FLANGE NUT-A CLASS	1	M12x1.25
	8	1600437180	ENGINE REAR CUSHION ASSY.	1	
	9		HEXAGON HEAD BOLT & SPRING WASHER ASSY.	2	M10x1.25x120
	10		HEXAGON HEAD BOLT & SPRING WASHER ASSY.	2	M10x1.25x25
	11	1600566180	ENGINE MOUNTING LEFT SUPPORT BOARD	1	
	12	1600152180	LOWER SUPPORT	1	
	13		HEXAGON HEAD BOLT & SPRING WASHER ASSY.	3	M10x1.25x35
	14	1600501180	ENGINE MOUNTING REAR BRACKET	1	
	15		HEXAGON FLANGE LOCK NUT	2	
	16		HEXAGON HEAD BOLT & SPRING WASHER ASSY.	1	M12X1.25X100
	17	1600435180	ENGINE RIGHT CUSHION ASSY.	1	
	18	1600418180	ENGINE MOUNTING RIGHT BRACKET	1	
	19		HEXAGON HEAD BOLT & SPRING WASHER ASSY.	3	M10x1.25x70
20	2000410104	ENGINE RIGHT FIXING BRACKET	1		

## 6090 ENGINE MOUNTING ASSY. (1.5L NEW)

	NO.	PART NO.	DES.	QTY	REMARK
	1	1600564180	ENGINE MOUNTING ASSY. (1.5L NEW)	1	
			ENGINE LEFT BRACKET	1	S160
		1016001768	ENGINE LEFT BRACKET	1	S160G
	2		HEXAGON HEAD BOLT & SPRING WASHER ASSY.	3	
	3	1601490180	ENGINE LEFT MOUNTING ASSY.	1	
	4		HEXAGON FLANGE BOLT	1	
	5		HEXAGON FLANGE NUT	5	
	6	1601491180	ENGINE REAR MOUNTING ASSY.	1	
	7		HEXAGON HEAD BOLT & SPRING WASHER ASSY.	2	M10x1.25x120
	8		HEXAGON HEAD BOLT & SPRING WASHER ASSY.	2	M10x1.25x25
	9	1600152180	LOWER SUPPORT	1	
	10		HEXAGON HEAD BOLT & SPRING WASHER ASSY.	3	M10x1.25x35
	11	1600501180	ENGINE MOUNTING REAR BRACKET	1	
	12		HEXAGON FLANGE LOCK NUT	2	
	13		HEXAGON HEAD BOLT & SPRING WASHER ASSY.	1	M12X1.25X100
14	1016001489	ENGINE RIGHT MOUNTING ASSY.	1	S160	
	1016001765	ENGINE RIGHT MOUNTING ASSY.	1	S160G	
15		HEXAGON HEAD BOLT & SPRING WASHER ASSY.	2		



## 6100 ENGINE MOUNTING ASSY. (AT)

	NO.	PART NO.	DES.	QTY	REMARK
			ENGINE MOUNTING ASSY. (AT)	1	
	1	1602366180	ENGINE LEFT BRACKET (AT)	1	
	2		HEXAGON HEAD BOLT & SPRING WASHER ASSY.	3	
	3	1601490180	ENGINE LEFT MOUNTING ASSY.	1	
	4		HEXAGON FLANGE BOLT	1	
	5		HEXAGON FLANGE NUT	5	
	6	1601491180	ENGINE REAR MOUNTING ASSY.	1	
	7		HEXAGON HEAD BOLT & SPRING WASHER ASSY.	2	M10x1.25x120
	8		HEXAGON HEAD BOLT & SPRING WASHER ASSY.	2	M10x1.25x25
	9	1602365180	ENGINE REAR BRACKET (AT)	1	
	10		HEXAGON HEAD BOLT & SPRING WASHER ASSY.	3	M10x1.25x35
	11	1600401180	ENGINE MOUNTING REAR BRACKET	1	
	12		HEXAGON FLANGE LOCK NUT	2	
	13		HEXAGON HEAD BOLT 7 SPRING WASHER ASSY.	1	M12X1.25X100
	14	1601655180	ENGINE RIGHT MOUNTING ASSY.(1.3L)	1	1.3L
	1016001489	ENGINE RIGHT MOUNTING ASSY.(1.5L)		1.5L&1.6L	
15		HEXAGON HEAD BOLT & SPRING WASHER ASSY.	2		

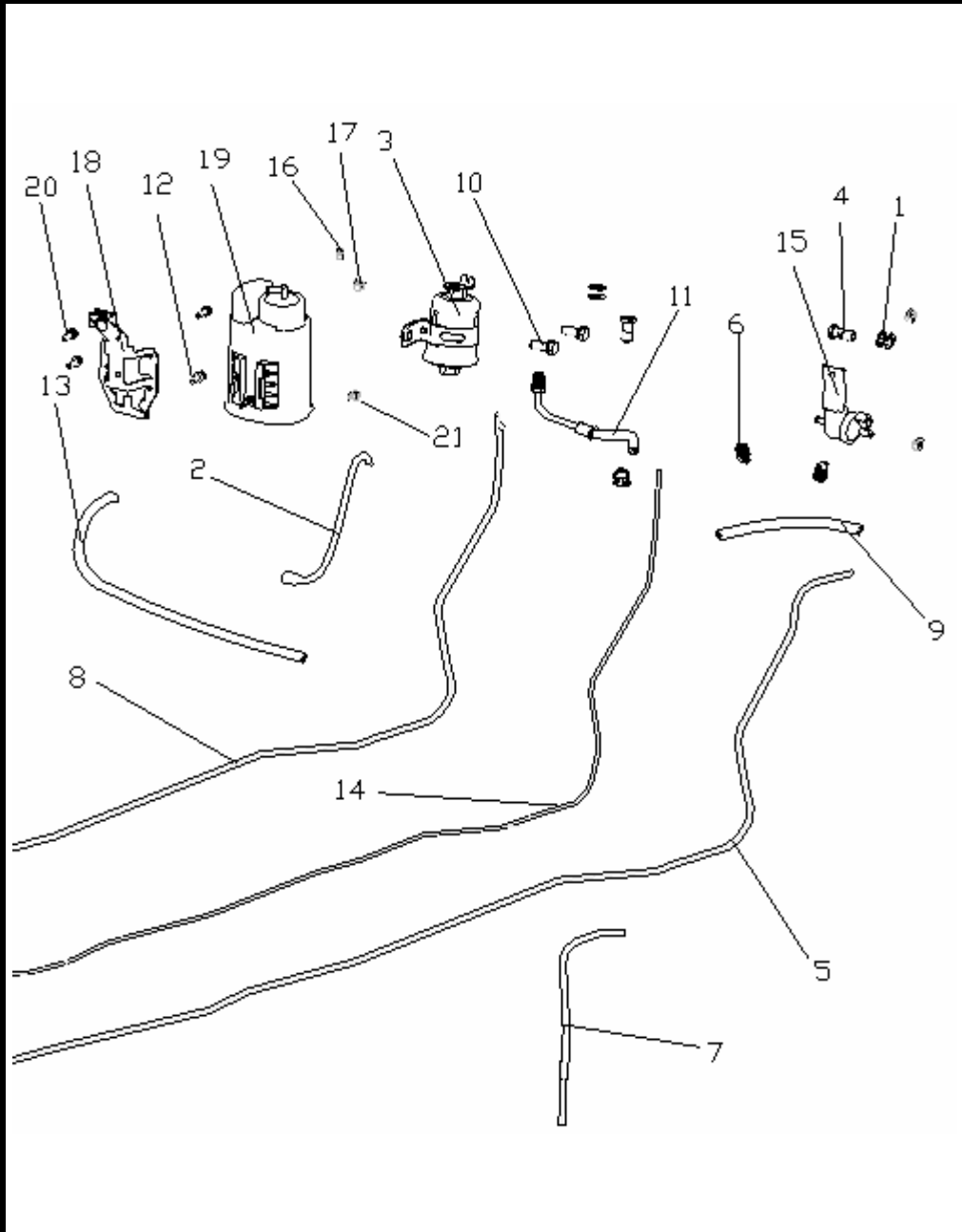
## 6110 FUEL TANK ASSY.

	NO.	PART NO.	DES.	QTY	REMARK
		1601234180	FUEL TANK ASSY.	1	
	1	1601231180	FUEL TUBE LOWER SEAL	1	
	2	1601232180	SEAL PRESSURE PLATE	1	
	3		HEXAGON HEAD BOLT & SPRING WASHER ASSY.	1	
	4	1601217180	FUEL VENTILATION METAL PIPE ASSY.	1	
	5		FUEL FILLER HOSE	1	
	6		"B" TYPE WORM DRIVE HOOP	2	
	7		METAL STRIP SPRING HOOP	3	
	8		METAL STRIP SPRING HOOP	2	
	10		HEXAGON HEAD BOLT & SPRING WASHER ASSY.	4	
	11	1601807180	FUEL VENTILATION HOSE	2	
	12	1601215180	FUEL PIPE UPPER ASSY.	1	
	13	1601280180	FUEL WASHER	1	
	14		CROSS HEXAGON HEAD BOLT & WASHER ASSY.	2	
	15	1802545180	OIL FILLER CAP ASSY.	1	
	16	8108073180	"O" TYPE RING	1	
	17	1601285180	FUEL PUMP WITH FUEL SENSOR ASSY.	1	
	18	1601279180	FUEL TANK COVER	1	
	19		CROSS HEXAGON HEAD BOLT & WASHER ASSY.	1	
	20		HEXAGON HEAD BOLT & SPRING WASHER ASSY.	2	
	21	1016003279	FUEL FILTER BRACKET	1	FROM 200807
	22	1016003280	FUEL FILTER	1	FROM 200807
	23	1016003278	OUTLET FUEL FILTER HOSE	1	FROM 200807

## 6120 FUEL PIPE & FUEL EVAPORATION ASSY.

	NO.	PART NO.	DES.	QTY	REMARK
	1		FUEL TUBE & FUEL EVAPORATION ASSY.	1	
	1	1601242180	CANISTER VACUUM HOSE 2	2	
	2		METAL STRIP TYPE SPRING HOOP	4	
	3		METAL STRIP TYPE SPRING HOOP	2	
	4		CANISTER CONTROL VALVE	1	
	5		CROSS HEXAGON HEAD BOLT & WASHER ASSY.	2	
	6	1601529180	CONTROL CANISTER	1	
	7	1601248180	CANISTER INTAKE HOSE	1	
	8	1601225180	2# VENTILATION PIPE	1	
	9	1601811180	RETURN HOSE	1	
	10	1601226180	RETURN PIPE	1	
	11	1601228180	CONNECTING FUEL LINE RETURN HOSE	1	
	12		"A" TYPE WORM DRIVE TUBE HOOP	6	
	13		FUEL RECYCLING HOSE	1	
	14		CONNECTING FUEL LINE FUEL HOSE	2	
	15		SEAL GASKET	4	
	16		FUEL FILTER	1	
	17		HEXAGON HEAD BOLT & SPRING WASHER ASSY.	2	
	18		CONNECTING FUEL FILTER HOSE	1	
	19	1601227180	FUEL MAIN PIPE	1	
20		FUEL PIPE	1		

## 6130 FUEL PIPE & FUEL EVAPORATIVE ASSY.(EURO III)

	NO.	PART NO.	DES.	QTY	REMARK
	1		SEAL GASKET	2	
	2	1601848180	CONTROL VALVE HOSE [B]	1	
	3	1601255180	FUEL FILTER	1	BEFORE 200807
	4		BOLT	1	
	5	1601226180	RETURN PIPE	1	
	6		"A" TYPE WORM DRIVE TUBE HOOP	3	
	7	1601248180	CANISTER INTAKE HOSE	1	
	8	1601227180	FUEL MAIN PIPE	1	
	9	1601811180	CONNECTING FUEL LINE RETURN HOSE	1	
	10		HEXAGON HEAD BOLT & SPRING WASHER ASSY.	2	
	11	1601837180	FUEL FILTER HOSE [A]	1	
	12		CROSS HEXAGON HEAD BOLT AND WASHER ASSY.	2	
	13		CANISTER HOSE	1	
	14	1601225180	2# INTAKE PIPE	1	
	15		CANISTER CONTROL VALVE	1	
	16		METAL STRIP SPRING HOOP	2	
	17		METAL STRIP SPRING HOOP	2	
	18		CANISTER MOUNTING BRACKET ASSY.	1	VERTICAL
	19	1601529180	CANISTER	1	VERTICAL
	20		CROSS HEXAGON HEAD BOLT & WASHER ASSY.	2	
	21		METAL STRIP SPRING HOOP	1	

# 6140 INTAKE ASSY.

	NO.	PART NO.	DES.	QTY	REMARK
	1		INTAKE ASSY.	1	
	1		HEXAGON HEAD BOLT & WASHER ASSY.	3	
	2		BOLT BUSH	3	
	3	1402355180	RUBBER MAT	3	
	4		RUBBER PLUG	1	
	5		AIR CLEANER UPPER CASE	1	
	6		AIR CLEANER LOWER CASE	1	
	7		CLIP	4	
	8		AIR CLEANER INTAKE PIPE	1	
	9	1601602180	AIR CLEANER INTAKE HOSE	1	
	10		WORM DRIVE TUBE HOOP	2	
	11		HEAT AIR INTAKE PIPE	1	
	12		METAL STRIP SPRING HOOP	3	
	13	1086000486	CRANKCASE EXHAUST EMISSION HOSE	1	
	14		CRANKCASE EXHAUST EMISSION HOSE FIXING CLIP	1	
	15	1109140005	AIR CLEANER FILTER	1	
	16		AIR CLEANER FILTER GASKET	1	
	17		RUBBER PLUG	1	
18	1601598180	AIR CLEANER ASSY.	1		

## 6150 COOLING SYSTEM ASSY. (MT/RADIATOR BACKWARD)

	NO.	PART NO.	DES.	QTY	REMARK
	1		COOLING SYSTEM ASSY.	1	
	1	1602041180-01	RADIATOR ASSY.(MT)	1	
	2	1601408180	RADIATOR UPPER CUSHION	2	
	3	1602197180	RADIATOR LOWER CUSHION	2	
	4	1602052180	RADIATOR MOUNTING BRACKET	2	
	5		HEXAGON BOLT & WASHER ASSY.	4	
	6	1602044180	COOLING FAN & MOTOR ASSY.		
	7		HEXAGON HEAD BOLT & SPRING WASHER ASSY.	3	
	8	1602060180	RADIATOR INTAKE WATER PIPE	1	
	9	1602045180	EXPANSION CAN ASSY.	1	
	10		CROSS HEAD BOLT & SPRING WASHER ASSY.	3	
	11		METAL STRIP SPRING HOOP	2	
	12	1602051180	RADIATOR OUTLET PIPE	1	
	13		"A" TYPE WORM DRIVE TUBE HOOP	4	
	14	1602046180	OVERFLOW PIPE	1	
	15	1601457180	RADIATOR COVER	1	
16		DRAIN SWITCH	1		

## 6160 COOLING SYSTEM ASSY. (MT/ RADIATOR FORWARD)

	NO.	PART NO.	DES.	QTY	REMARK
	1	1601408180	COOLING SYSTEM ASSY.	1	
	2	1602041180-01	RADIATOR UPPER CUSHION	2	
	3	1602197180	RADIATOR LOWER CUSHION	1	
	4		RADIATOR ASSY.(MT)	2	
	5	1602192180	RADIATOR LOWER CUSHION	2	
	6		HEXAGON BOLT & WASHER ASSY.	6	
	7	1602192180	RIGHT COOLING FAN WITH MOTOR ASSY.	1	RADIATOR FORWARD
	8	1602191180	LEFT COOLING FAN WITH MOTOR ASSY.	1	RADIATOR FORWARD
	9	1602046180	OVERFLOW PIPE	1	RADIATOR FORWARD
	10		STEEL WIRE TYPE SPRING HOOP	2	
	11		CROSS HEAD BOLT & SPRING WASHER ASSY.	3	
	12	1602045180	EXPANSION CAN ASSY.	1	
	13		"A" TYPE WORM DRIVE TUBE HOOP	4	
	14	1602051180	RADIATOR OUTLET PIPE	1	RADIATOR FORWARD
	15	1602060180	RADIATOR WATER INLET PIPE	1	RADIATOR FORWARD
		1601457180	RADIATOR COVER	1	
			DRAIN SWITCH	1	

## 6170 COOLING SYSTEM ASSY. (AT)

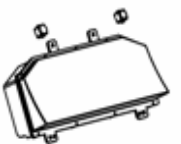





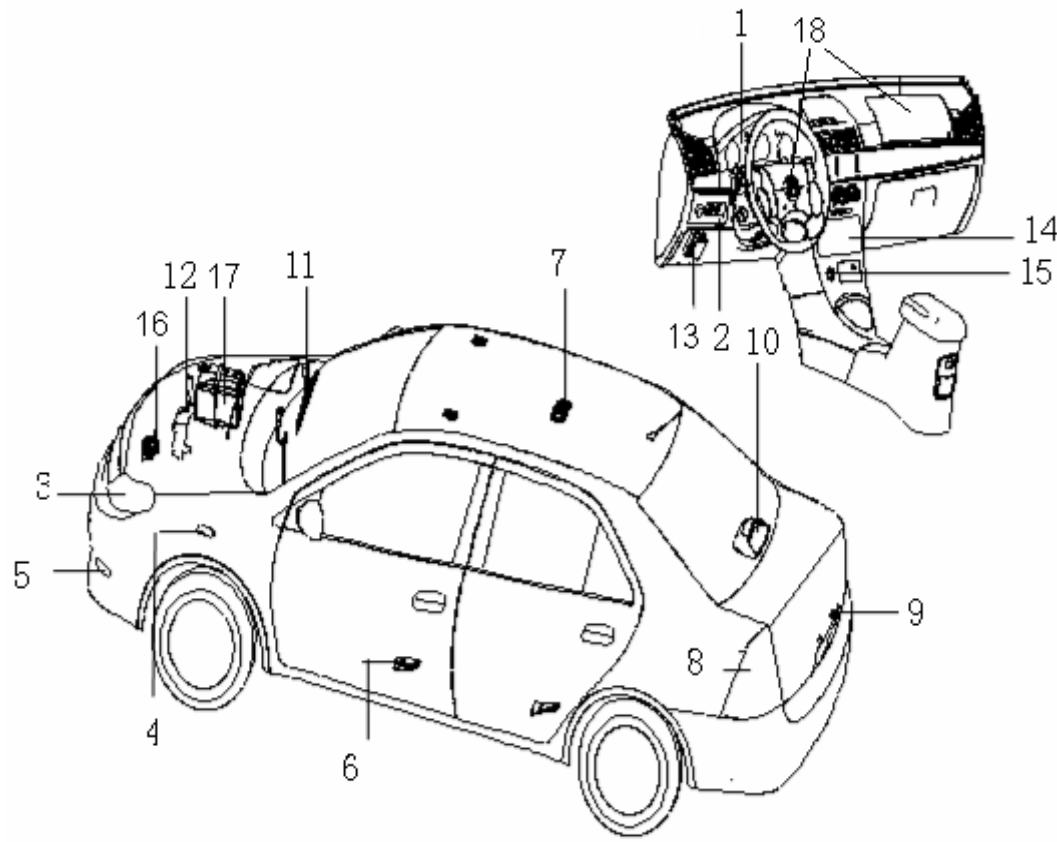










	NO.	PART NO.	DES.	QTY	REMARK
	1	1601048180	COOLING SYSTEM ASSY.	1	
	1	1601048180	RADIATOR UPPER CUSHION	2	
	2	1016000231	RADIATOR ASSY.(AT)	1	AT
	3	1602197180	RADIATOR LOWER CUSHION	2	
	4		HEXAGON BOLT & WASHER ASSY.	6	
	5	1602192180	RIGHT COOLING FAN WITH MOTOR ASSY.	1	RADIATOR FORWARD
	6	1602191180	LEFT COOLING FAN WITH MOTOR ASSY.	1	RADIATOR FORWARD
	7		OVERFLOW PIPE	1	
	8		STEEL WIRE TYPE SPRING HOOP	2	
	9		CROSS HEAD BOLT & SPRING WASHER ASSY.	3	
	10	1602045180	EXPANSION CAN ASSY.	1	
	11		"A" TYPE WORM DRIVE TUBE HOOP	4	
	12	1602200180	RADIATOR OUTLET PIPE	1	RADIATOR FORWARD
	13	1602199180	RADIATOR WATER INLET PIPE	1	RADIATOR FORWARD
	14		AT OIL INLET PIPE	1	RADIATOR FORWARD
	15		AT OIL OUTLET PIPE	1	
	16		METAL STRIP SPRING HOOP	4	
	17	1601457180	RADIATOR COVER	1	
	18		DRAIN SWITCH	1	
19	1016002917	OIL COOLER & MOUNTING BRACKET ASSY.			






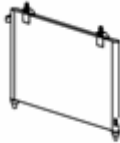


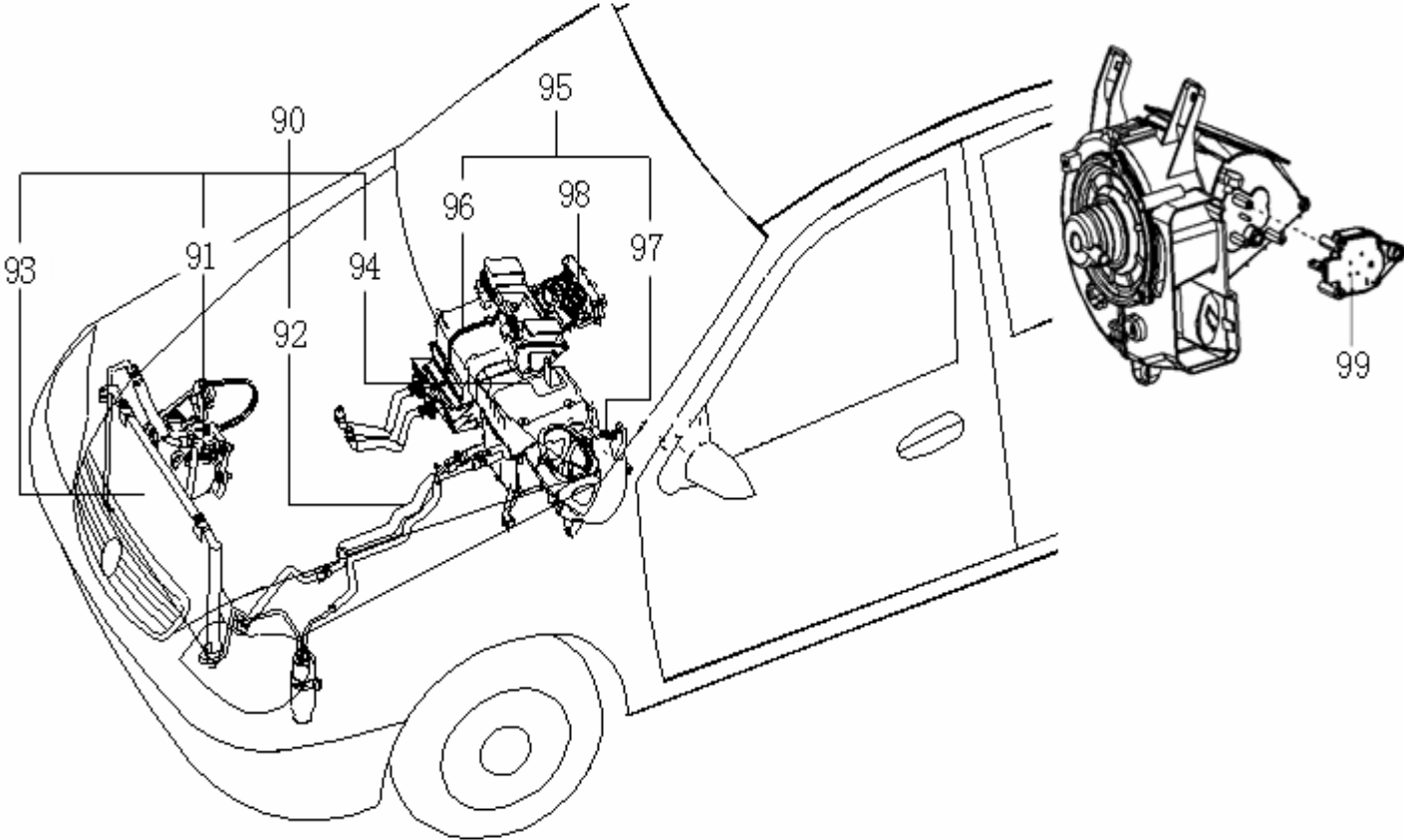




## 6180 EXHAUST SYSTEM ASSY.

	NO.	PART NO.	DES.	QTY	REMARK
			EXHAUST SYSTEM ASSY.	1	
	1	1602025180	EXHAUST PIPE GASKET	1	
	2	1602026180	SPRING	2	
	3		EXHAUST PIPE LINK BOLT	2	
	4	1602024180	FRONT FLOOR HEAT INSULATION	1	
	5		HEXAGON HEAD BOLT & SPRING WASHER ASSY.	2	
	6	1602023180	RUBBER SEAT(1.3L)	5	
		1602022180	RUBBER SEAT(1.5L)	5	
	7	1602216180	TWC ASSY.(1.3L)	1	EURO III
		1016002489	TWC ASSY.(1.3L)	1	OBD
		1016002254	TWC ASSY.(1.5L)	1	EURO III
		1016000922	TWC ASSY.(1.5L)	1	OBD
	1016002492	TWC ASSY.(1.3L)	1	EURO IV	
8		HEXAGON FLANGE NUT	4		
9		REAR EXHAUST PIPE SEAL	2		
10	106402009351	MIDDLE MUFFLER ASSY.	1		
11		HEXAGON HEAD BOLT & SPRING WASHER ASSY.	4		
12	106402005251	MAIN MUFFLER ASSY.	1		

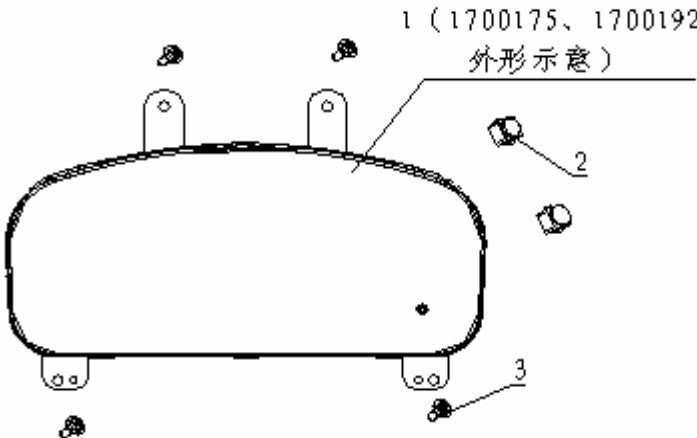
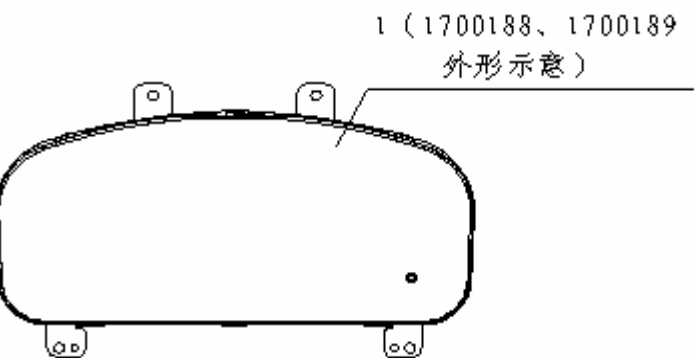
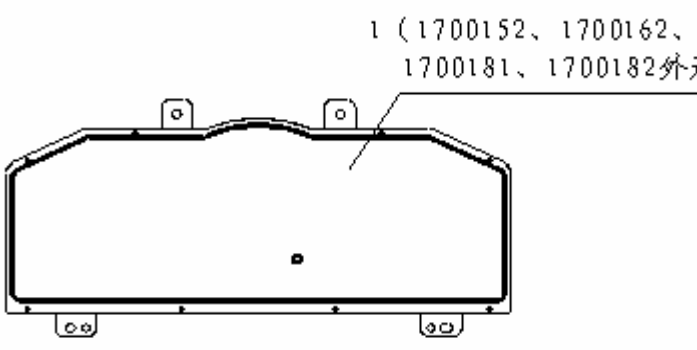
# PICTURE INDEX

<p><b>7000 ELECTRIC</b></p>	<p>7010 Combination meter</p>  <p>1</p>	<p>7020 Electric switch device</p>  <p>2</p>	<p>7030 FRT combination light</p>  <p>3</p>	<p>7050 FRT fog light device</p>  <p>5</p>	<p>7060 Door light device</p>  <p>6</p>	<p>7070 Interior dome light device</p>  <p>7</p>
						<p>7110 FRT windshield wiper</p>  <p>11</p>
						<p>7120 FRT windshield washer</p>  <p>12</p>
						<p>7130 Central door lock remote controller</p>  <p>13</p>
						<p>7140 Audio player (radio)</p>  <p>14-1</p>
	<p>7210 Electric regulator device</p>  <p>19</p>	<p>7200 Airbag electric device</p>  <p>18</p>	<p>7190 Battery &amp; its bracket</p>  <p>17</p>	<p>7180 Electric horn</p>  <p>16</p>	<p>7170 Cigarette light</p>  <p>15</p>	<p>7160 Audio player (multiple DVD)</p>  <p>14-3</p>

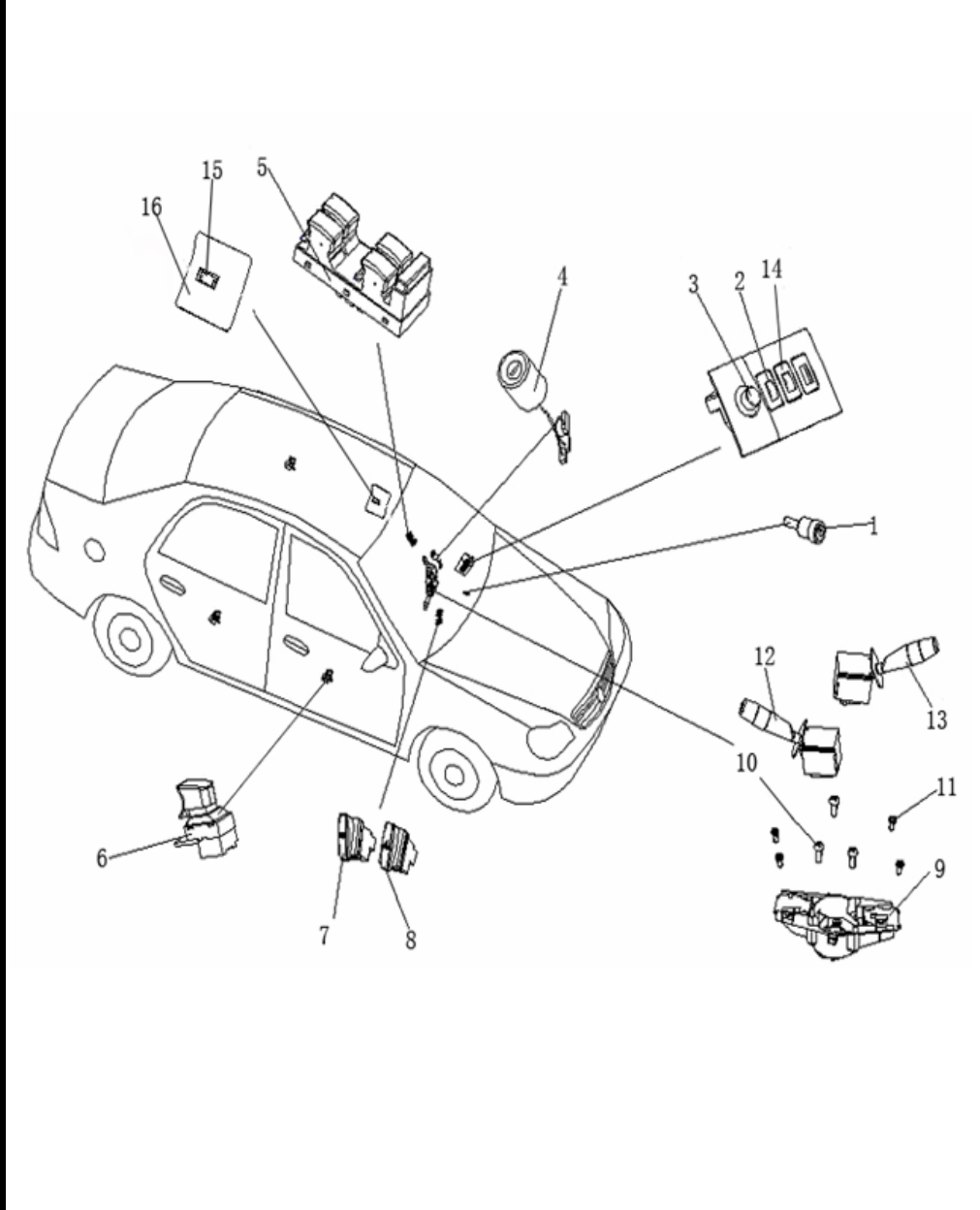
# PICTURE INDEX

<p><b>7000 A/C SYSTEM</b></p>	<p>7370 Refrigeration system assy.</p>  <p>90</p>	<p>7380 Compressor attachment</p>  <p>91</p>	<p>7390 Pipeline system assy</p>  <p>92</p>	<p>7400 Condenser assy</p>  <p>93</p>	<p>7410 Evaporator assy</p>  <p>94</p>	<p>7420 Heating system assy</p>  <p>95</p>
						<p>7430 Heater assy</p>  <p>96</p>
						<p>7440 Blower assy</p>  <p>97</p>
						<p>7450 Control system assy (old)</p>  <p>98</p>
						<p>7460 A/C electric appliance</p>  <p>99</p>

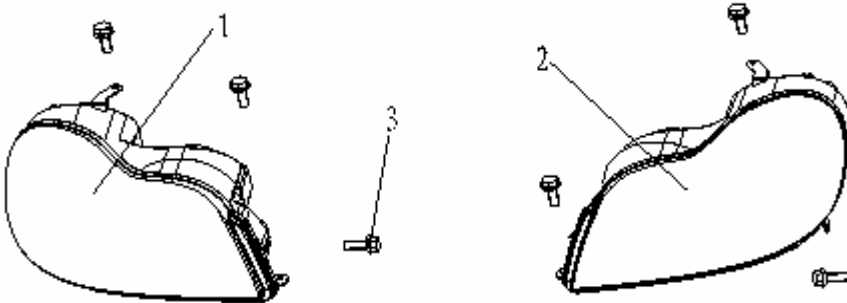
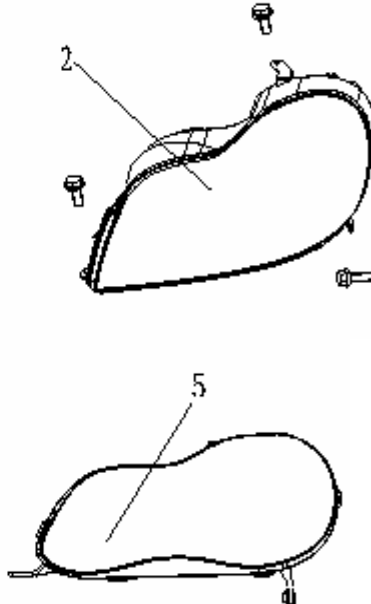
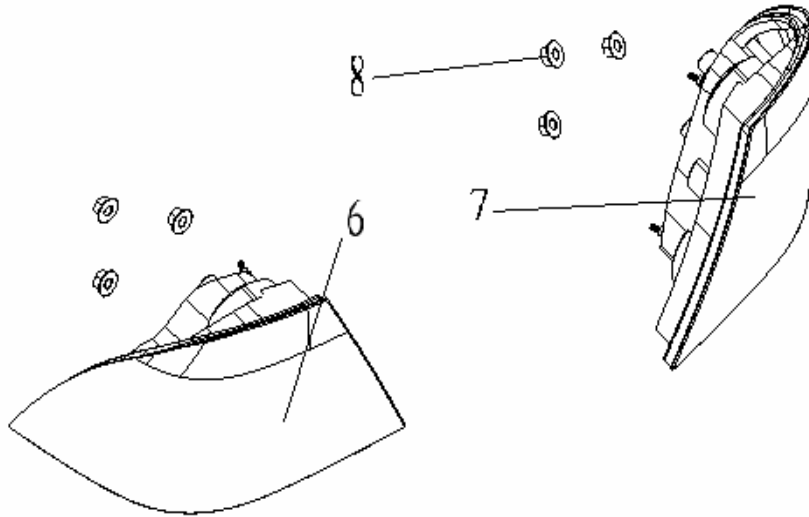
## 7010 INSTRUMENT PANEL ASSY.

	NO.	PART NO.	DES.	QTY	REMARK
 <p>1 (1700175, 1700192 外形示意)</p>	1	1700152180-01 1700152180 1700162180-01 1700162180	INSTRUMENT PANEL ASSY. INSTRUMENT PANEL ASSY. INSTRUMENT PANEL ASSY. INSTRUMENT PANEL ASSY. INSTRUMENT PANEL ASSY. INSTRUMENT PANEL ASSY. INSTRUMENT PANEL ASSY. INSTRUMENT PANEL ASSY.	1 1 1 1 1 1 1	MT/ SINGLE JACK MT/ DUAL JACKS AT/ SINGLE JACK AT/ DUAL JACKS SAUDI ARABIA
 <p>1 (1700188, 1700189 外形示意)</p>	2	1017000182	INSTRUMENT PANEL ASSY.	1	SIMPLE
 <p>1 (1700152, 1700162, 1700180, 1700181, 1700182 外形示意)</p>	3	1700155180	TURN SIGNAL LAMP INDICATOR ASSY.	2	RUSSIA
			CROSS HEAD BOLT & WASHER ASSY.	4	

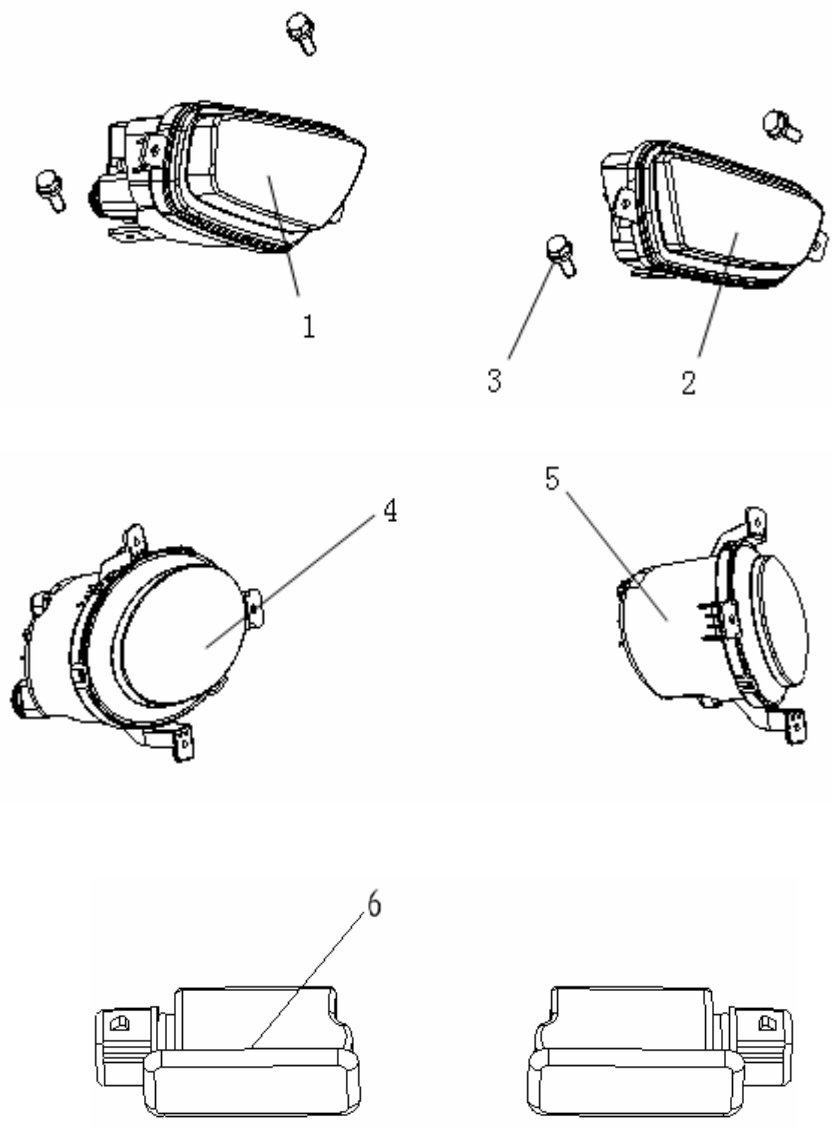
## 7020 ELECTRIC SWITCH ASSY.

	NO.	PART NO.	DES.	QTY	REMARK
			ELECTRIC SWITCH ASSY.	1	
	1	1700791180	BRAKE LIGHT SWITCH	1	
	2	1700912180	METER LIGHT ADJUST SWITCH	1	
	3	1700971180	ELECTRIC REARVIEW MIRROR SWITCH	1	
	4	180040518001	IGNITION SWITCH	1	
	5	1702533180	LF DOOR POWER WINDOW SWITCH ASSY.	1	
	6	1702534180	POWER WINDOW SWITCH ASSY.	3	
	7	1700961180	DEFROST SWITCH	1	
	8	1700951180	PERIL ALARM LIGHT SWITCH	1	
	9	1700633180	COMBINATION SWITCH BRACKET	1	
	10		BOLT M6x16	3	
	11		CROSS CLOT HEAD SELF-TAPPING BOLT	4	
	12	1700631180	LIGHT COMBINATION SWITCH	1	
	13	1700632180	WIPER COMBINATION SWITCH	1	
	14	1802364180	FRONT HEADLIGHT HIGH ADJUST SWITCH	1	BEIGE
	14	180236418001	FRONT HEADLIGHT HIGH ADJUST SWITCH	1	GRAY
15		SUNROOF SWITCH	1		
16		SUNROOF SWITCH PANEL	1		

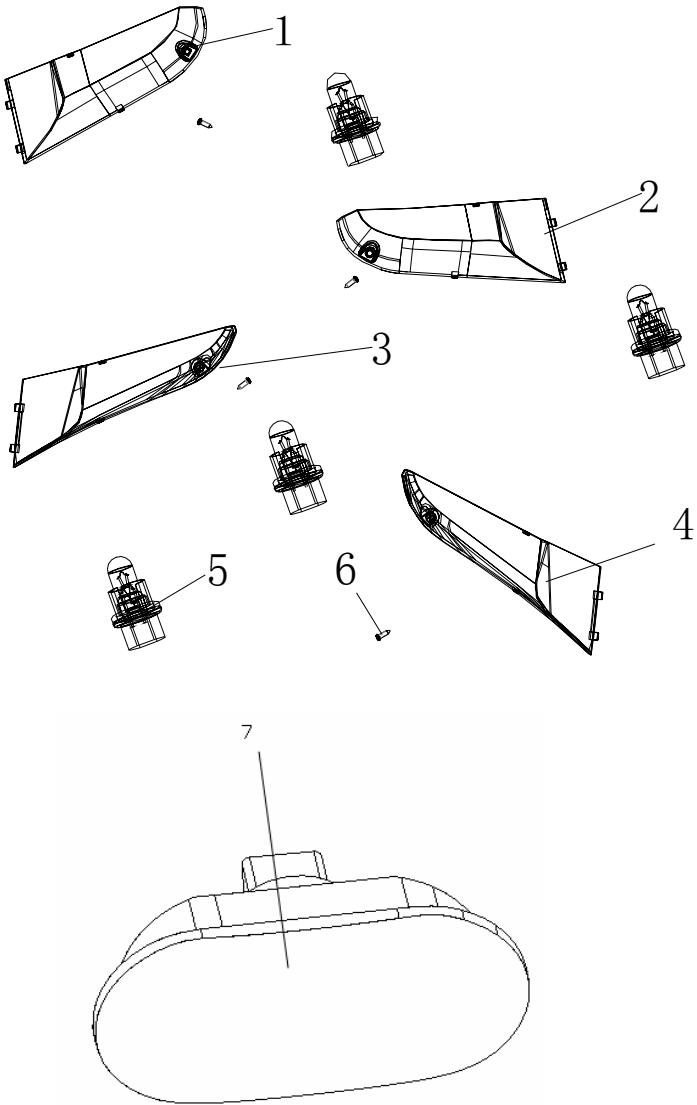
## 7030 COMBINATION HEADLIGHT ASSY.

	NO.	PART NO.	DES.	QTY	REMARK
	1	1017001076	LF COMBINATION HEADLIGHT ASSY.	1	ADJUSTABLE
		1017001112	REGULATOR MOTOR		ADJUSTABLE
	2	1701051180	LF COMBINATION HEADLIGHT ASSY.	1	
		1017001077	RF COMBINATION HEADLIGHT ASSY.	1	ADJUSTABLE
		1017001112	REGULATOR MOTOR		ADJUSTABLE
		1701052180	RF COMBINATION HEADLIGHT ASSY.	1	
	3		HEXAGON FLANGE BOLT	6	
	4	1017001071	RF COMBINATION HEADLIGHT ASSY.	1	CK-1A
	5	1017001070	LF COMBINATION HEADLIGHT ASSY.	1	CK-1A
	6	1701551180	LR COMBINATION LAMP ASSY.	1	
7	1701552180	RR COMBINATION LAMP ASSY.	1		
8		HEXAGON FLANGE NUT	6		

## 7040 FRONT FOGLIGHT & LICENSE PLATE LAMP ASSY.

	NO.	PART NO.	DES.	QTY	REMARK
	1	1701221180	FRONT FOGLIGHT ASSY.	1	
	2	1701222180	LF FOGLIGHT ASSY.	1	
	3		CROSS HEXAGON HEAD BOLT & WASHER ASSY.	1	
	4	1017001252	RF FOGLIGHT ASSY.	1	CK-1A
	5	1017001251	LF FOGLIGHT ASSY.	1	CK-1A
	6	1701842180	LICENSE PLATE LAMP ASSY.	2	

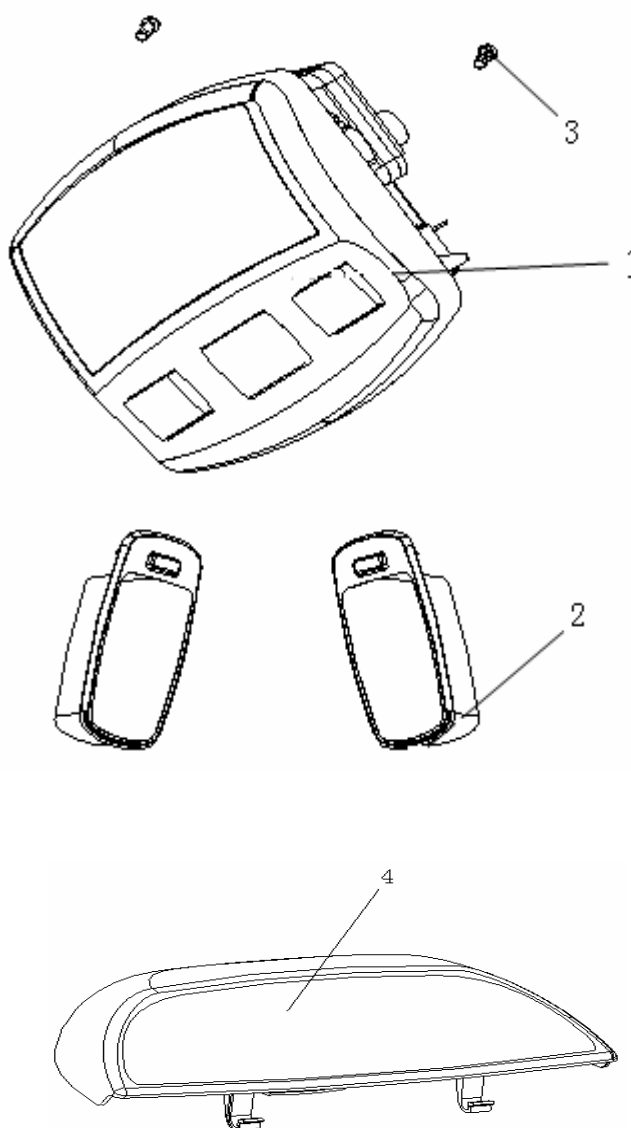
# 7050 DOOR LAMP & TURN SIGNAL ASSY.



NO.	PART NO.	DES.	QTY	REMARK
1	1701356180	LF DOOR LAMP COVER	1	
2	1701352180	RF DOOR LAMP COVER	1	
3	1701353180	LR DOOR LAMP COVER	1	
4	1701354180	RR DOOR LAMP COVER	1	
5	1701355180	BULB ASSY.	4	
6		CROSS HEAD BOLT	4	
7	1701151180	TURN SIGNAL ASSY.	2	



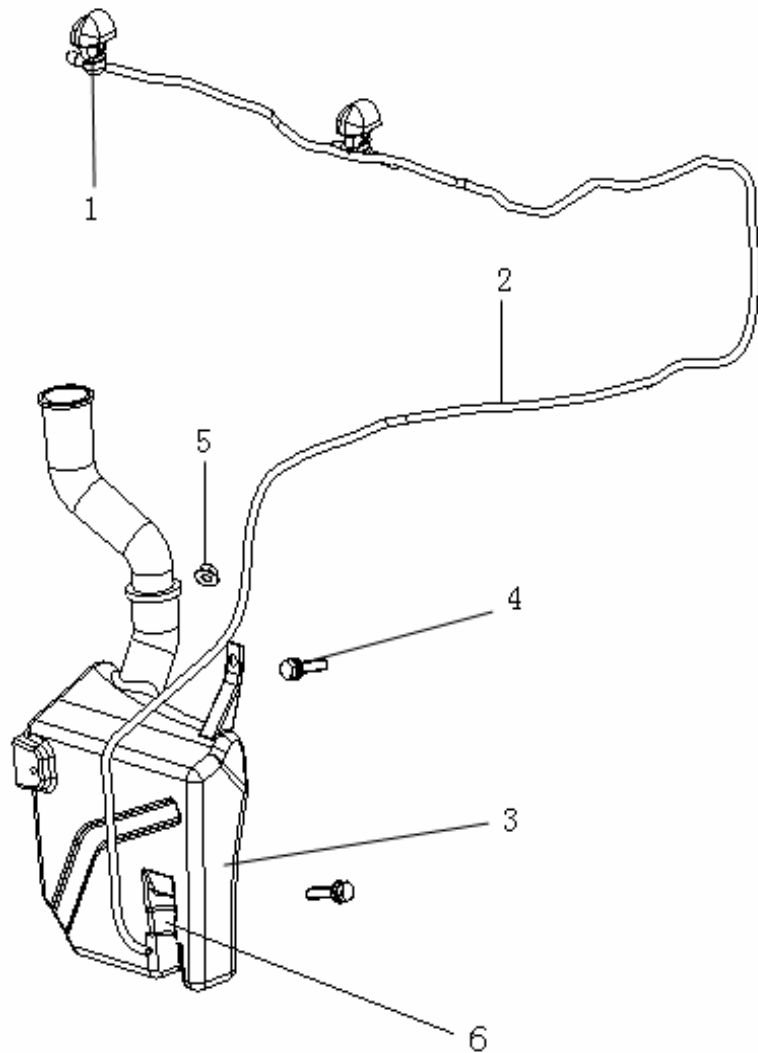
## 7060 INTERIOR DOME LIGHT & HIGH-MOUNTED BRAKE LIGHT ASSY.

	NO.	PART NO.	DES.	QTY	REMARK
	1	1701441180	INTERIOR DOME LIGHT	1	BEIGE
		170144118001	INTERIOR DOME LIGHT	1	GRAY
	2	1701442180	REAR READING LIGHT	2	BEIGE
		170144218001	REAR READING LIGHT	2	GRAY
	3		CROSS HEAD BOLT	2	
	4	1701942180	HIGH-MOUNTED BRAKE LIGHT ASSY.	1	BEIGE
		170194218001	HIGH-MOUNTED BRAKE LIGHT ASSY.	1	GRAY

## 7070 WIPER ASSY.

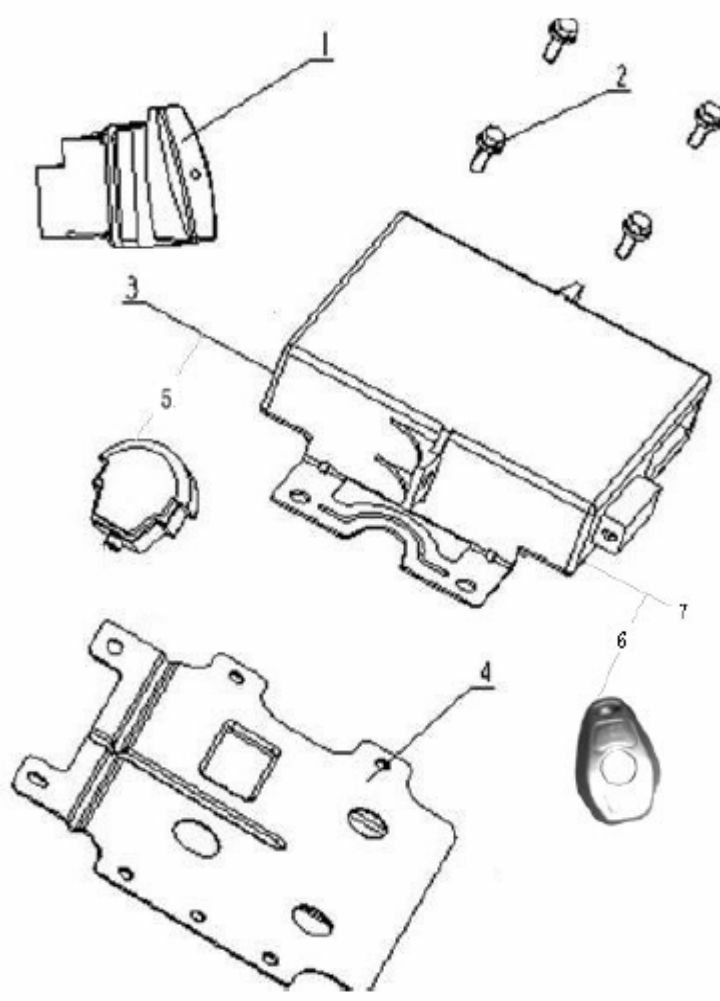
	NO.	PART NO.	DES.	QTY	REMARK
	1	1702046180	RIGHT WIPER BLADE & ARM ASSY.	1	
	2	1702045180	LEFT WIPER BLADE & ARM ASSY.	1	
	3	1702047180	WIPER MOTOR ASSY.	1	
	4	1702048180	WIPER CONNECTING ROD ASSY.	1	
	5	1702054180	WIPER AXES FIXING PLATE	1	
	6		HEXAGON HEAD BOLT AND WASHER ASSY.	5	
	7	1702052180	RIGHT WIPER BLADE	1	
	8	1702051180	LEFT WIPER BLADE	1	
	9		WIPER ARM COVER	2	
	10		LEFT WIPER ARM	1	
	11		RIGHT WIPER ARM	1	

## 7080 FRONT WINDOW WASHER ASSY.



NO.	PART NO.	DES.	QTY	REMARK
1	1702182180	WASHER NOZZLE	2	
2	1702183180	WASHER HOSE ASSY.	1	
3	1702181180	WASHER RESERVOIR & PUMP ASSY.	1	
4		HEXAGON BOLT AND SPRING WASHER ASSY.	2	
5		HEXAGON FLANGE NUT	1	
6	1702184180	WASHER PUMP	1	

# 7090 CENTER CONTROL DOOR LOCK ELECTRIC ASSY.(REMOTE CONTROL)



NO.	PART NO.	DES.	QTY	REMARK
1	1702337180	THEFT-DETERRENT PILOT LAMP SWITCH	1	
2		HEXAGON FLANGE BOLT	7	
3		CENTER CONTROLLER	1	
4	1702339180	CENTER CONTROL MOUNTING BRACKET	1	
	1017002352	CENTER CONTROL MOUNTING BRACKET	1	EPS
5		CENTER CONTROL INSTALLATION BRACKET	1	
6	170233818001	DOOR LOCK REMOTE CONTROL ASSY.	2	
7	1017002384-01	CENTER CONTROL SETUP	1	BASIC-PURPOSE
	1702336180-03	CENTER CONTROL SETUP	1	MULTI-PURPOSE

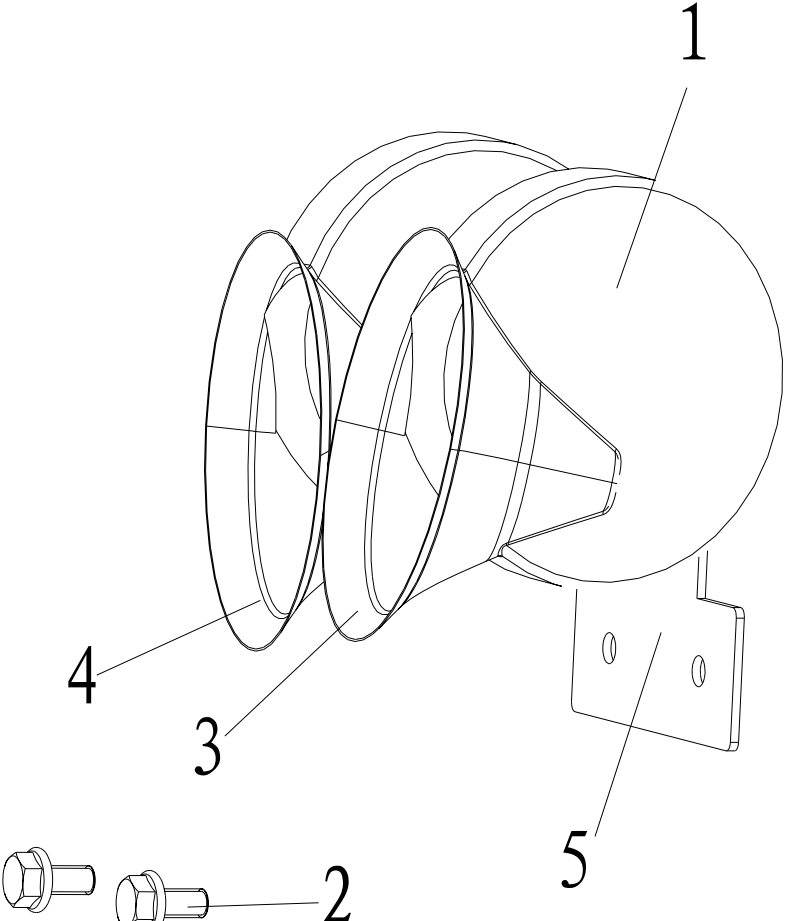
## 7100 RADIO & CD-ROM ASSY.(SINGLE CD)

	NO.	PART NO.	DES.	QTY	REMARK
<p>The diagram shows an exploded view of the radio and CD-ROM assembly. Part 1 is the main radio unit. Part 2 is a cross-head bolt and washer assembly. Part 3 is a front speaker. Part 4 is a cross-head bolt. Part 5 is a rear speaker. Part 6 is a clip. Part 7 is the antenna assembly. Part 8 is the antenna wire harness. Part 9 is a cross-head bolt. Part 10 is a front alt speaker. The diagram also shows various small fasteners and components used in the assembly.</p>	1	1702749180	RADIO ASSY.	1	
		1702750180	SINGLE CD-ROM ASSY.	1	
	2		CROSS HEAD BOLT & WASHER ASSY.	4	
	3	1702742180	FRONT SPEAKER	2	
	4		CROSS HEAD BOLT	16	
	5	1702743180	REAR SPEAKER	2	
	6		CLIP	16	
	7	7903010185	ANTENNA ASSY.	1	
	8	7903020185	ANTENNA WIRE HARNESS	1	
	9		CROSS HEAD BOLT	4	
10	1702747180	FRONT ALT SPEAKER	2		

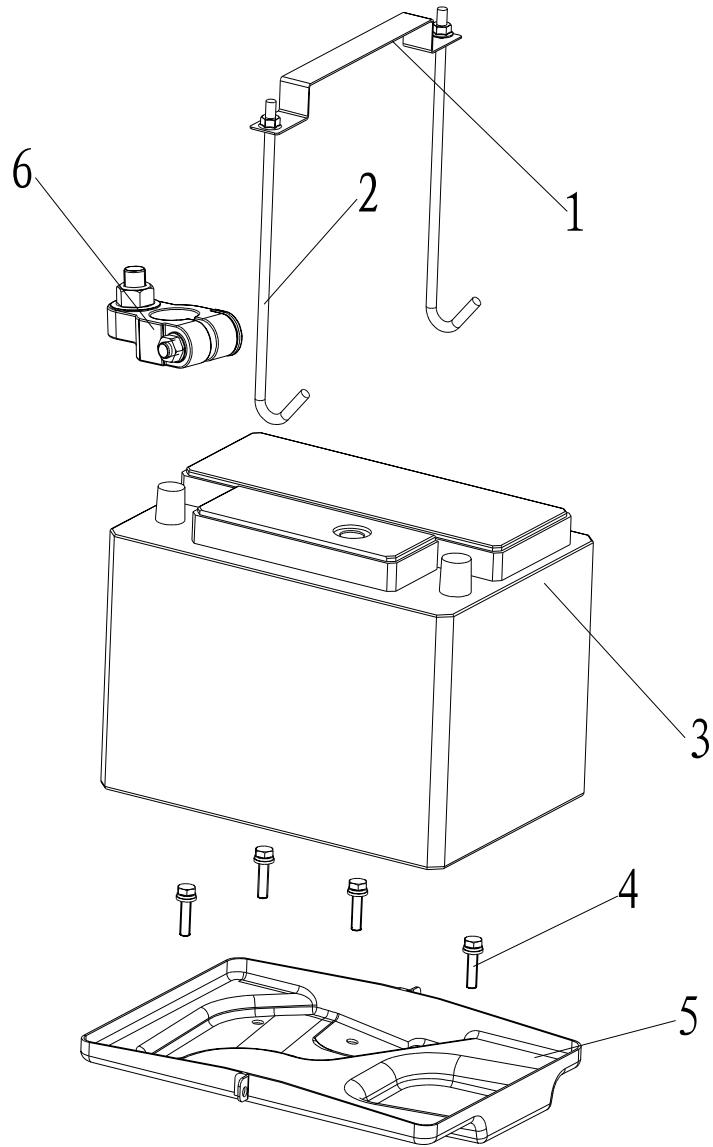
## 7110 CD-ROM & DVD-ROM ASSY.(MULTIPLE CD)

	NO.	PART NO.	DES.	QTY	REMARK
	1	1702741180	MULTIPLE CD-ROM ASSY.	1	
		1702934180	MULTIPLE DVD-ROM ASSY.	1	
	2		CROSS HEAD BOLT & WASHER ASSY.	4	
	3	1702742180	FRONT SPEAKER	2	
	4		CROSS HEAD BOLT	16	
	5	1702751180	CD BOX WIRE HARNESS	1	
		1702935180	DVD BOX WIRE HARNESS		
	6	1702743180	REAR SPEAKER	2	
	7		CLIP	16	
	8		CD DISC BOX RIGHT MOUNTING BRACKET	1	
	9	1702748180	MULTIPLE CD BOX & BRACKET	1	
		1702942180	MULTIPLE DVD BOX & BRACKET	1	
	10		CD DISC BOX LEFT INSTALLATION BRACKET	1	
	11		HEXAGON HEAD BOLT SPRING MAT ASSY.	4	
	12	7903010185	ANTENNA ASSY.	1	
13	7903020185	ANTENNA WIRE HARNESS	1		
14		CROSS HEAD BOLT	4		
15	1702747180	FRONT ALT SPEAKER	2		

## 7120 BASIN TYPE HORN ASSY. (DUAL AUDIO FREQUENCY)

	NO.	PART NO.	DES.	QTY	REMARK
	1	1017003230	HORN ASSY. (DUAL AUDIO FREQUENCY)	1	BASIN TYPE
	2	Q1840612	HEXAGON FLANGE BOLT	2	
	3		ALT FREQUENCY HORN	1	
	4		BOURDON FREQUENCY HORN	1	
	5		HORN BRACKET	1	

## 7130 BATTERY & BRACKET ASSY.



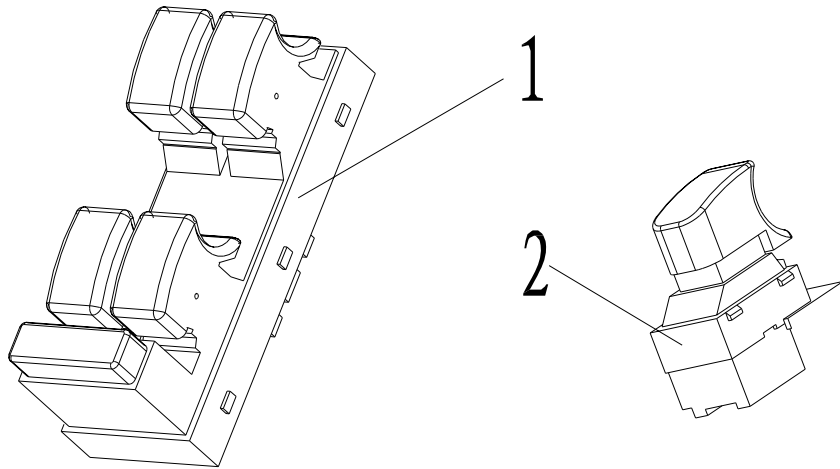
NO.	PART NO.	DES.	QTY	REMARK
1	1703333025	BATTERY PRESSURE PLATE	1	
2	1703335025	BATTERY FIXING PULL ROD	2	
3	1703332180	BATTERY ASSY.	1	
4		HEXAGON HEAD BOLT & SPRING WASHER ASSY.	4	
5	1703331180	BATTERY BRACKET	1	
6		BATTERY CONNECTION END SUB-ASSY.	1	
	1705951180	BATTERY NEGATIVE WIRE	1	



# 7140 SRS ASSY.

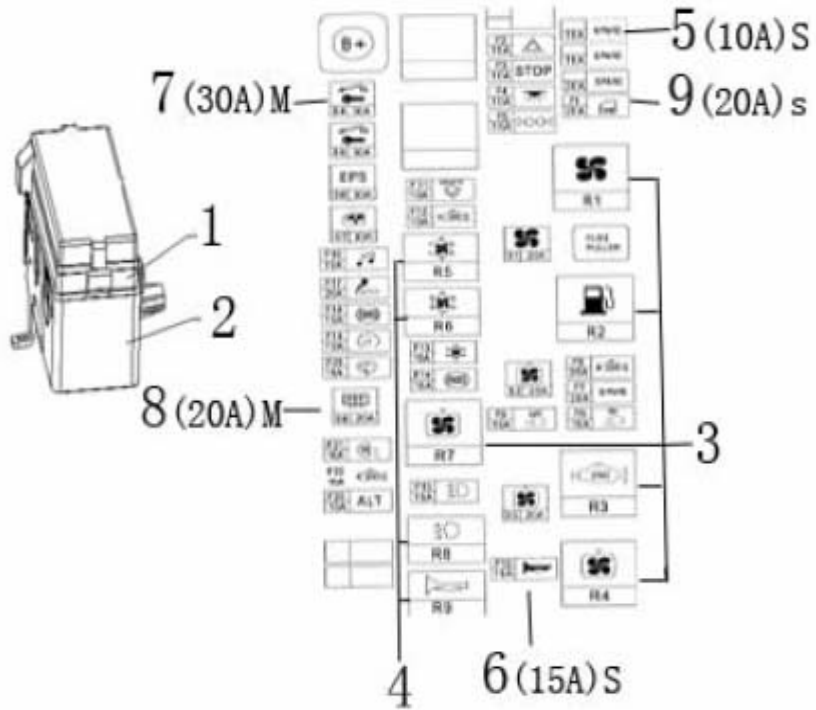
	NO.	PART NO.	DES.	QTY	REMARK
			SRS ELECTRONIC ASSY.	1	
	1		HEXAGON HEAD BOLT & SPRING WASHER ASSY.	5	
	2		CROSS HEAD BOLT	3	
	3	170353318001	SRS ECU	1	
	4	1703534180	PAB SWITCH	1	
	5	1401128180	DAB MODULE ASSY.	1	
	6	1703535180	CLOCK SPRING	1	
	7		PAB SWITCH LOCK CYLINDER	1	
	8	1703561180	PAB LINKER	1	
	9		SAFETY BELT LINKER	2	
10	1802243180	PAB MOUDLE ASSY.	1		

# 7150 POWER WINDOW REGULATOR ASSY.



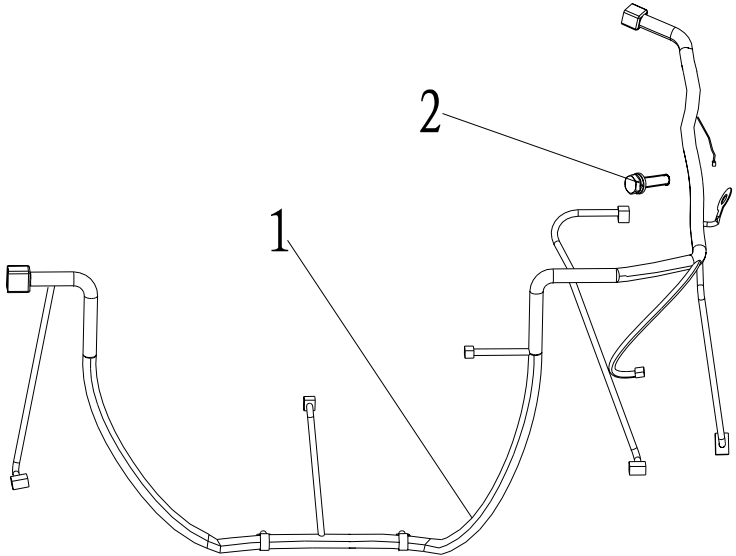
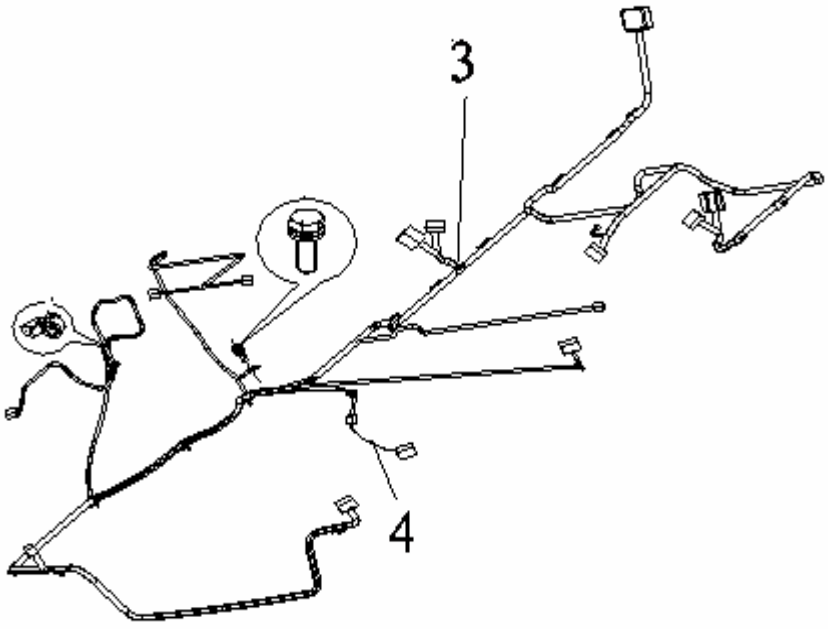
NO.	PART NO.	DES.	QTY	REMARK
1	1702533180	POWER WINDOW REGULATOR ASSY. LF DOOR POWER WINDOW REGULATOR SWITCH ASSY.	1	
2	1702534180	POWER WINDOW REGULATOR SWITCH ASSY.	3	

## 7160 FUSE BLOCK

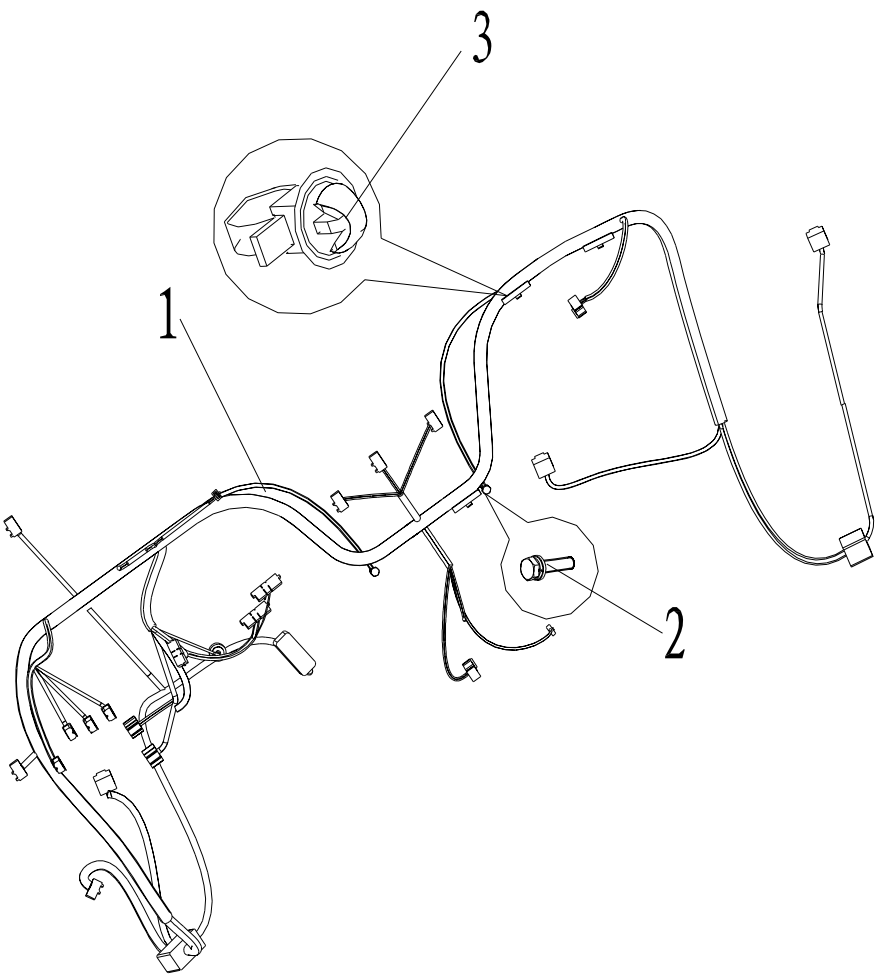


NO.	PART NO.	DES.	QTY	REMARK
1	1700352180	FUSE BLOCK	1	RADIATOR BACKWARD
	1700351180	FUSE BLOCK	1	RADIATOR FORWARD
2	1700355180	FUSE BLOCK HOLDER	1	
3	1700362180	RELAY VF28-11F14-S01	5	
4	1700361180	RELAY VF28-91F24-S01	4	
	1700363180	RELAY(FIVE JACKS)	4	RADIATOR FORWARD
5	1700356180	FUSE (10A) SMALL	12	
6	1700357180	FUSE (15A) SMALL	8	
7	1700359180	FUSE (20A) MIDDLE	4	
8	1700360180	FUSE (30A) MIDDLE	4	
9	1700358180	FUSE (20A) SMALL	5	


## 7170 FRONT & REAR WIRING HARNESS ASSY.

	NO.	PART NO.	DES.	QTY	REMARK
	1	1704241180	FRONT WIRING HARNESS ASSY.	1	RADIATOR BACKWARD
		1704243180	FRONT WIRING HARNESS ASSY.(DOUBLE SPEED FAN)	1	RADIATOR FORWARD
			FRONT WIRING HARNESS ASSY.	1	
			FRONT WIRING HARNESS ASSY.	1	
	2		HEXAGON HEAD BOLT & WASHER ASSY.	1	
	3	170484118001	FLOOR WIRING HARNESS ASSY.	1	SRS
		1704841180	FLOOR WIRING HARNESS ASSY.	1	W/O SRS
	4	1601287180	FUEL PUMP WIRING HARNESS ASSY.	1	

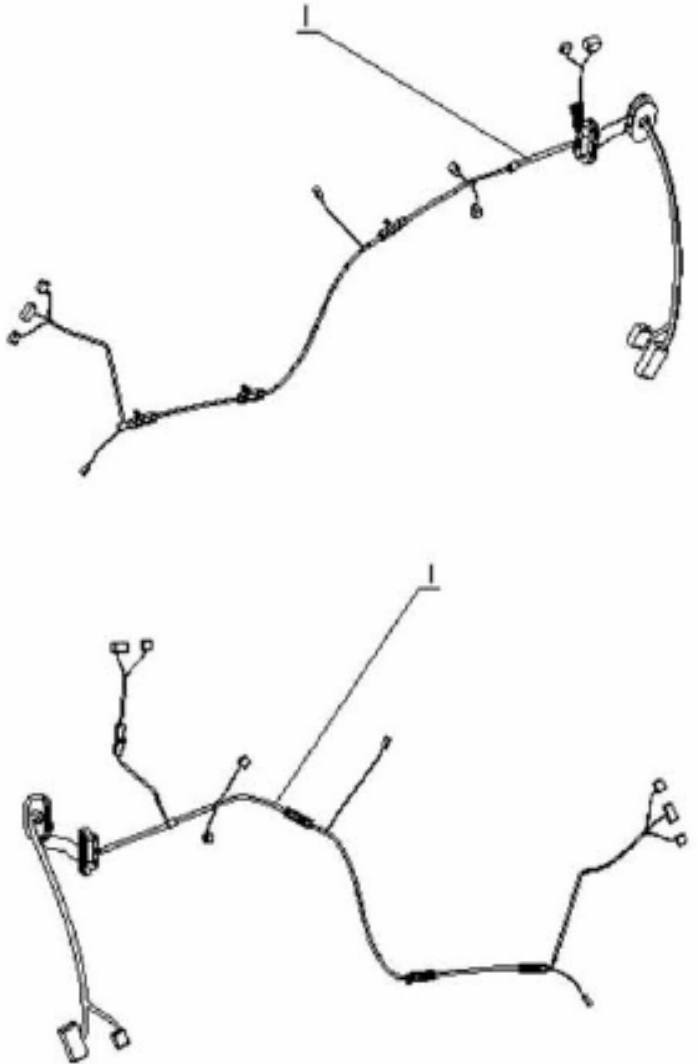
## 7180 INSTRUMENT PANEL WIRING HARNESS ASSY.

	NO.	PART NO.	DES.	QTY	REMARK
			PANEL WIRING HARNESS ASSY.	1	
	1	170443118001	I/P WIRING HARNESS ASSY.(ABS,SRS)	1	
		170443118002	I/P WIRING HARNESS ASSY.(W/O ABS,SRS)	1	
		170443118004	I/P WIRING HARNESS ASSY.(W/O SRS)	1	SINGLE JACK
		170443118004-01	I/P WIRING HARNESS ASSY.(W/O SRS)	1	DUAL JACKS
		170443118005	I/P WIRING HARNESS ASSY.(SRS) SINGLE JACK	1	RADIATOR BACKWARD
		170443118005-01	I/P WIRING HARNESS ASSY.(SRS) DUAL JACKS	1	RADIATOR BACKWARD
		1704444180	I/P WIRING HARNESS ASSY.(W/O SRS)	1	AT
		170444418001	I/P WIRING HARNESS ASSY.(W/ SRS)	1	AT
	2		HEXAGON HEAD BOLT & WASHER ASSY.	1	
3		STRAP	6		

7190 INTERIOR DOME LIGHT WIRING HARNESS ASSY.

	NO.	PART NO.	DES.	QTY	REMARK
	1	1704511180	INTERIOR DOME LIGHT WIRE HARNESS	1	

## 7200 DOOR WIRE HARNESS ASSY.

	NO.	PART NO.	DES.	QTY	REMARK
		1705331180	FL DOOR WIRE HARNESS ASSY.	1	
		1705481180	FR DOOR WIRE HARNESS ASSY.	1	
		1705621180	RR DOOR WIRE HARNESS	1	

# 7210 WHEEL & VEHICLE SPEED SENSOR ASSY.

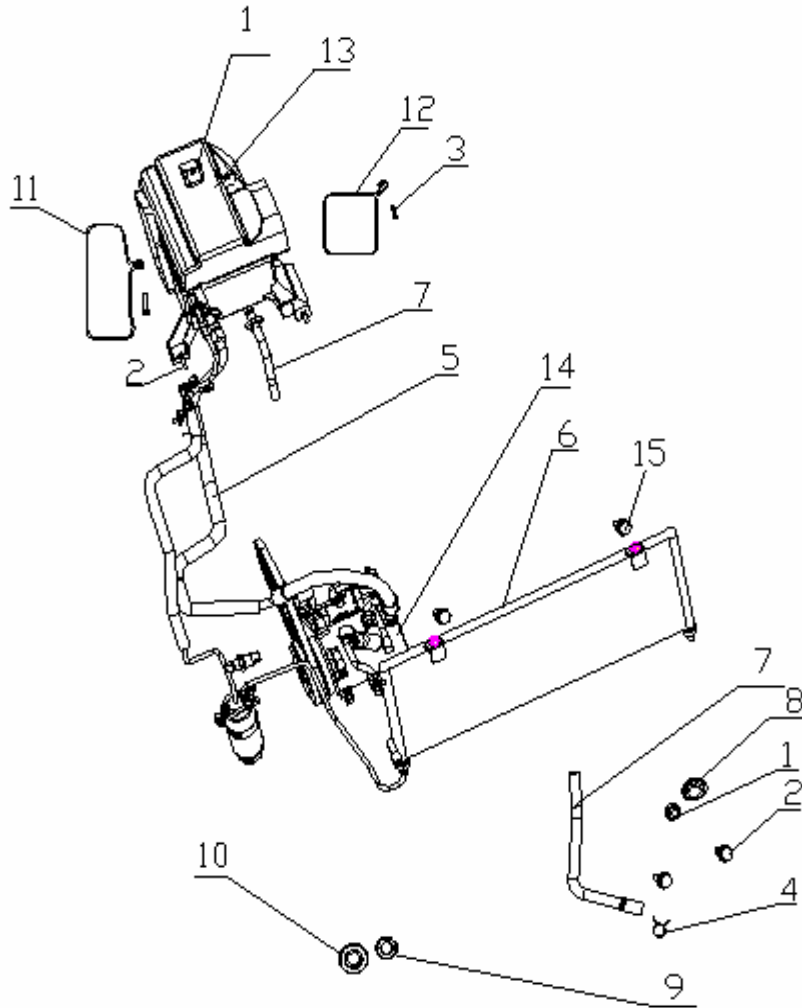
	NO.	PART NO.	DES.	QTY	REMARK
	1		HEXAGON HEAD BOLT & SPRING WASHER ASSY.	4	
	2		HEXAGON HEAD BOLT & SPRING WASHER ASSY.	5	
	3	1709205180	LF WHEEL SPEED SENSOR	1	
	4	1709206180	RF WHEEL SPEED SENSOR	1	
	5	1709208180	WARNING LAMP DRIVE MODULE	1	
	6	1709207180	REAR WHEEL SPEED SENSOR	2	
	7		CLIP	4	
	8	1700201180	VEHICLE SPEED SENSOR	1	



## 7230 STARTER

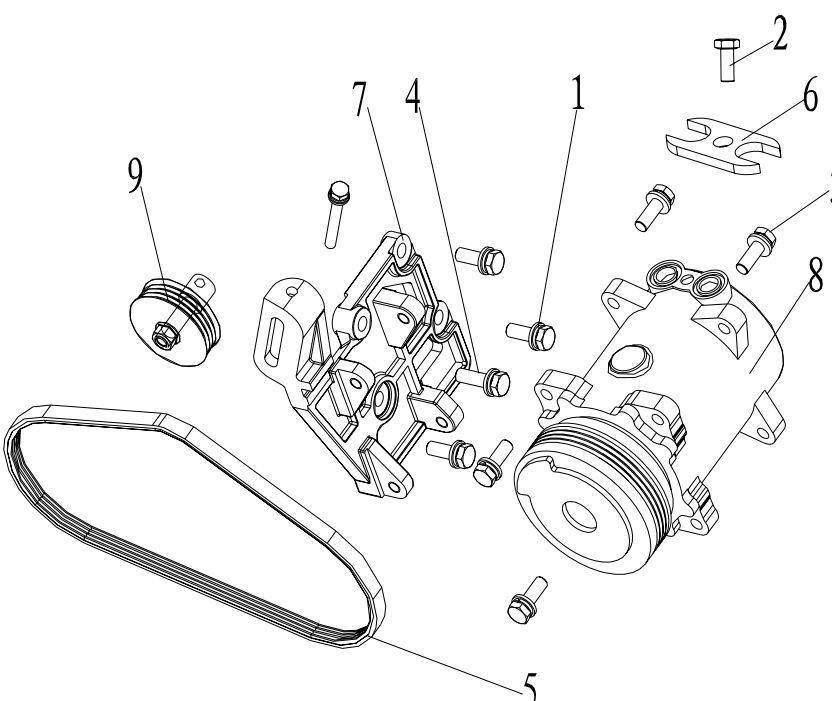
	NO.	PART NO.	DES.	QTY	REMARK
	1	E08000010	STARTER	1	1.3L、1.5L
		E370801021	STARTER	1	1.6L
	2		HEXAGON HEAD BOLT & WASHER ASSY.	2	
	3	2080000102	STARTER MAGNETIC FORCE SWITCH ASSY.	1	1.3L、1.5L
	4	E080000101	STARTER SINGLE-WAY CLUTCH	1	1.3L、1.5L

## 7240 A/C SYSTEM ASSY.



NO.	PART NO.	DES.	QTY	REMARK
1		HEXAGON FLANG NUT	1	
2		HEXAGON HEAD BOLT & WASHER ASSY.	2	
3		CROSS HEXAGONHEAD BOLT & SPRING WASHER ASSY.	2	
4		STEEL WIRE TYPE SPRING HOOP	1	
5		PIPELINE SYSTEM ASSY.	1	
6	1802561180	CONDENSATOR ASSY.	1	RADIATOR FORWARD
	1800037180	CONDENSATOR ASSY.	1	RADIATOR BACKWARD
7	8107026180	WATERSPOUT	1	
8	8108073180	SEAL	1	
9	8108073180	SEAL	1	
10	8108073180	SEAL	1	
11		CLIP	1	
12		CLIP	1	
13	180004218002	EVAPORATOR ASSY.	1	RADIATOR FORWARD
	1800042180	EVAPORATOR ASSY.	1	RADIATOR BACKWARD
14	180018018001	COMPRESSOR ASSY.	0	5H14
	1800180180	COMPRESSOR ASSY.		5H11
15		HEXAGON FLANGE COLUMN LOCK BOLT M8x32	2	RADIATOR FORWARD

## 7250 COMPRESSOR ASSY.

	NO.	PART NO.	DES.	QTY	REMARK
	1		HEXAGON BOLT SPRING WASHER ASSY.	3	
	2		HEXAGON FLANGE BOLT	1	
	3		HEXAGON HEAD BOLT	4	
	4		HEXAGON HEAD BOLT & SPRING WASHER ASSY.	1	
	5	1800183180	WEDGE STRAP 4PK	1	
	6	1800184180	COMPRESSOR PRESSURE PLATE	1	
	7		COMPRESSOR BRACKET	1	5H14
	8	1800181180	COMPRESSOR BRACKET(WITH TENSIONER)	1	5H11
	9	180018018001	COMPRESSOR ASSY.	0	5H14
	1800180180	COMPRESSOR ASSY.		5H11	
	1800182180	TENSIONER	1		

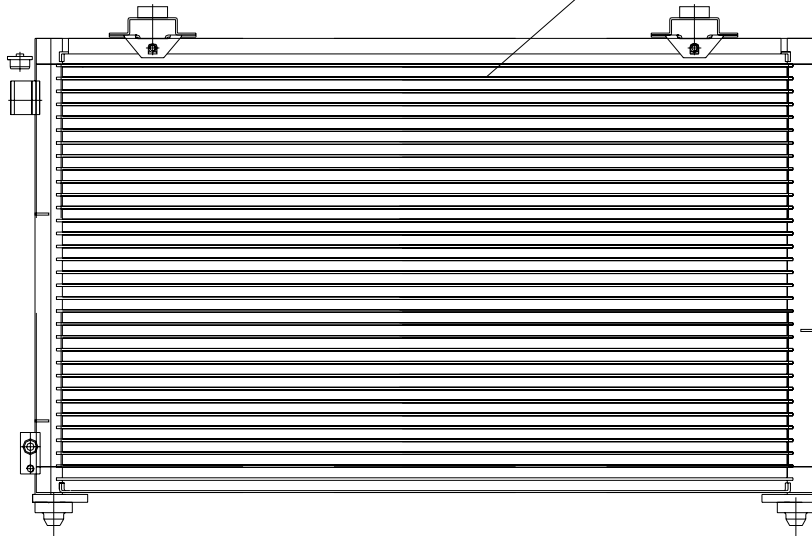
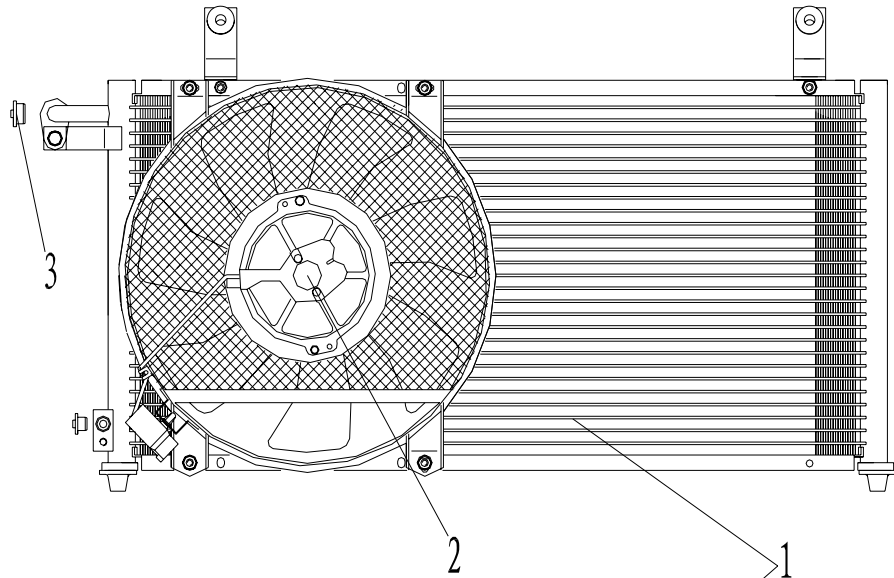
## 7260 PIPELINE SYSTEM ASSY.

	NO.	PART NO.	DES.	QTY	REMARK
			PIPELINE SYSTEM ASSY.	1	
	1	1800097180	COMPRESSOR INTAKE PIPE ASSY.	1	RADIATOR BACKWARD
		180009718002	COMPRESSOR INTAKE PIPE ASSY.	1	RADIATOR FORWARD
	2	1800167180	UPPER BRACKET	1	
	3	1800168180	LOWER BRACKET	1	
	4		HEXAGON HEAD BOLT & SPRING WASHER ASSY.	4	
	5	1800171180	CLIP I	1	
	6	1800173180	CLIP II	1	
	7	1800099180	COMPRESSOR EXHAUST PIPE ASSY.	1	
			COMPRESSOR EXHAUST PIPE ASSY.	1	
	8	1800172180	LIQUID PIPE II	1	RADIATOR BACKWARD
		1802565180	LIQUID PIPE II	2	RADIATOR FORWARD
		1800170180	LIQUID PIPE I	1	RADIATOR BACKWARD
	1802562180	LIQUID PIPE I	1	RADIATOR FORWARD	
10		CROSS HEXAGON HEAD BOLT AND SPRING WASHER ASSY.	2		
11	1708603180	PRESSURE SWITCH	1		
12	1800200180	RESERVOIR WITH BRACKET ASSY.	1		
13		HEXAGON FLANGE BOLT	5		

## 7270 RESERVOIR WITH BRACKET ASSY.

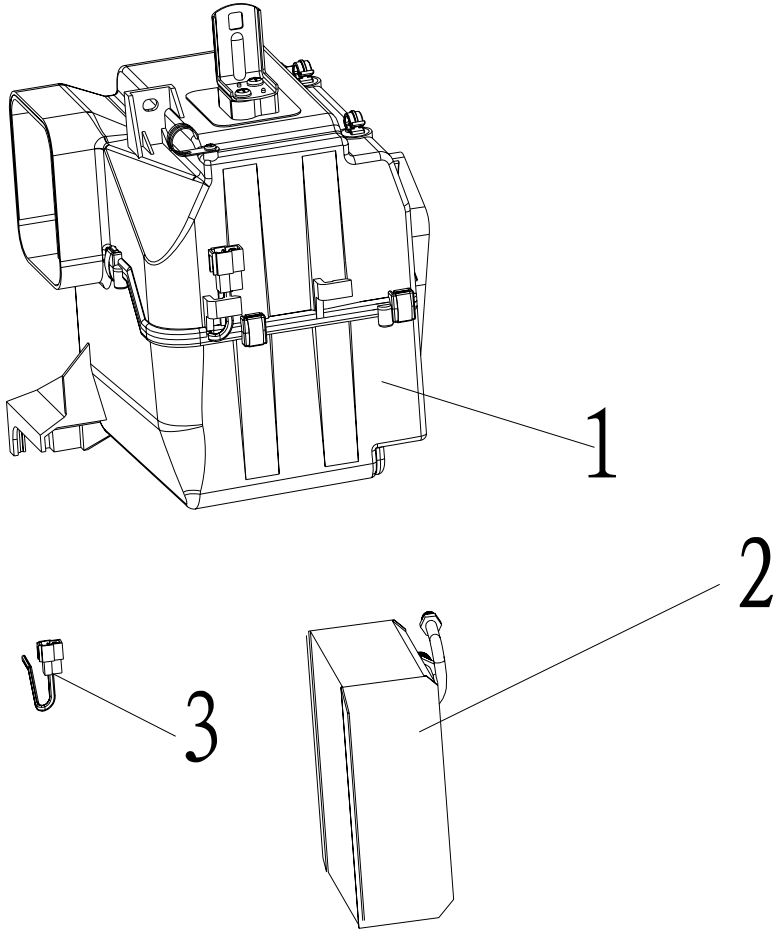
	NO.	PART NO.	DES.	QTY	REMARK
	1		RESERVOIR WITH BRACKET ASSY.	1	
	2		CROSS HEXAGON HEAD BOLT SPRING WASHER ASSY.	2	
	3	1602045180	RESERVOIR ASSY.	1	
	4	1800200180	RESERVOIR BRACKET	1	

# 7280 CONDENSATOR FRAME



NO.	PART NO.	DES.	QTY	REMARK
1	1800037180	CONDENSATOR ASSY.	1	RADIATOR BACKWARD
	1802561180	CONDENSATOR ASSY.	1	RADIATOR FORWARD
2	1800178180	FAN ASSY.	1	RADIATOR BACKWARD
	1800176180	FAN MOTOR ASSY.	1	RADIATOR BACKWARD
	1800175180	FAN BLADE	7	
3		RUBBER BUSH	2	

# 7290 EVAPORATOR ASSY.



NO.	PART NO.	DES.	QTY	REMARK
1	1800042180	EVAPORATOR ASSY.	1	RADIATOR
	180004218002	EVAPORATOR ASSY.	1	BACKWARD
2		EVAPORATOR ELEMENT	1	RADIATOR
3	8114310101	THERMISTOR	1	FORWARD

## 7300 HEATER SYSTEM ASSY.

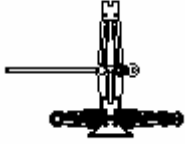
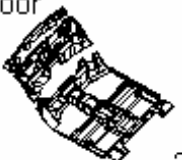








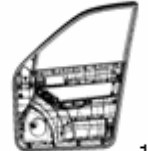




	NO.	PART NO.	DES.	QTY	REMARK
	1		HEATER SYSTEM ASSY.	1	
	2		HEXAGON FLANGE NUT	3	
	3		HEXAGON HEAD BOLT & WASHER ASSY.	4	
	4		CROSS HEAD BOLT & WASHER ASSY.	1	
	5		RING	2	
	6	1017008042	CLIP $\phi$ 23	4	
	7		3# WATER PIPE	1	
	8	1800067180	HEATER COVER BOARD	1	
	9	1800068180	HEATER ASSY.	1	
	10		BLOWER ASSY.	1	
		PLUG	1		



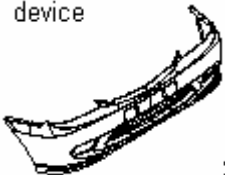






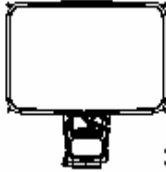

# 7310 CONTROL SYSTEM ASSY.

	NO.	PART NO.	DES.	QTY	REMARK
	1	1708401180	AC CONTROL SETUP ASSY.	1	
	2		1# KNOB ASSY	1	
	3		2# KNOB ASSY	2	
	4		CROSS HEAD BOLT AND WASHER ASSY.	4	
	5	1017008018	CONTROL SETUP ASSY.	1	CK-1A
	6	1708453180	ELECTRONS VENT ACTUATOR	1	

# PICTURE INDEX

<p><b>8000 INTERIOR TRIM</b></p>	<p>8010 Onboard tool</p>  <p>1</p>	<p>8020 Interior trim of floor</p>  <p>2</p>	<p>8030 Instrument panel</p>  <p>3</p>	<p>8040 Inside trim board</p>  <p>4</p>	<p>8050 Baggage interior trims</p>  <p>5</p>	<p>8060 Baggage door</p>  <p>6</p>
						<p>8070 Roof interior trims</p>  <p>7</p>
						<p>8080 Seat belt device</p>  <p>8</p>
						<p>8090 FL door interior trim</p>  <p>9</p>
						<p>8100 FR door interior trim</p>  <p>10</p>
			<p>8140 Lock cylinder &amp; key</p>  <p>14</p>	<p>8130 Seat device</p>  <p>13</p>	<p>8120 RR door interior trim</p>  <p>12</p>	<p>8110 RL door interior trim</p>  <p>11</p>

# PICTURE INDEX

<p><b>8000 EXTERIOR TRIM</b></p>	<p>8310 Front bumper device</p>  <p>31</p>	<p>8320 Rear bumper device (radar)</p>  <p>32</p>	<p>8330 Emblems</p>  <p>33</p>	<p>8340 Front windshield assy</p>  <p>34</p>	<p>8350 Wind deflector and accessories</p>  <p>35</p>	<p>8360 Engine hood interior trim and accessories</p>  <p>36</p>
						<p>8370 Sunroof attachment</p>  <p>37</p>
						<p>8510 Seat toolkit</p>  <p>51</p>

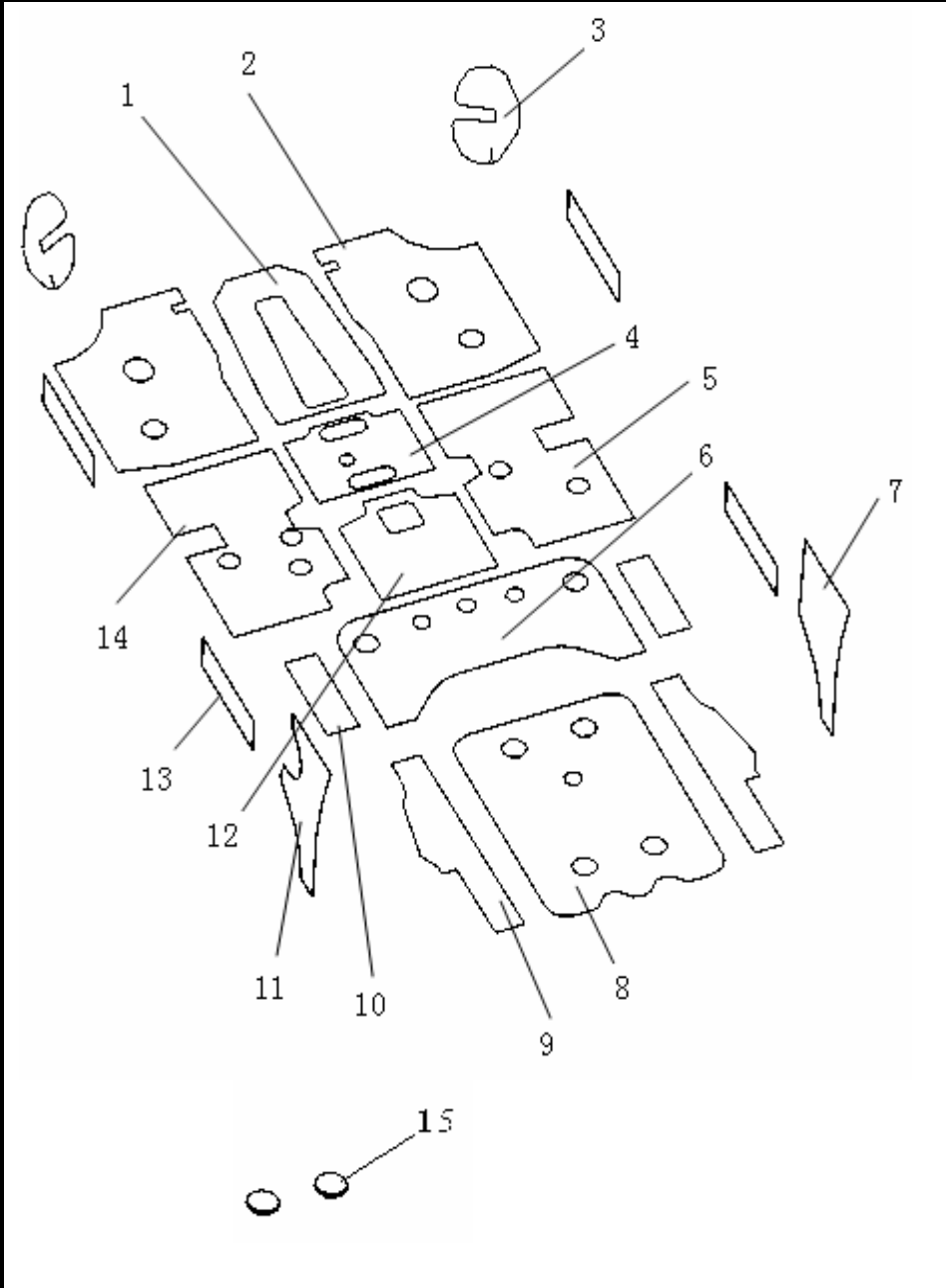
## 8010 TOOLS & ACCESSORY

	NO.	PART NO.	DES.	QTY	REMARK
	<p>1</p> <p>2</p> <p>3</p> <p>4</p> <p>5</p> <p>6</p> <p>7</p> <p>8</p> <p>9</p> <p>10</p>	<p>3913210180</p> <p>3913203180</p> <p></p> <p>3900125180</p> <p></p> <p></p> <p>3900124180</p> <p>3922000180</p> <p>1801984180</p> <p>3910010101</p> <p>3910011101</p>	<p>TOOLS &amp; ACCESSORY</p> <p>JACK ASSY.</p> <p>JACK ROCKER</p> <p>SCREWDRIVER</p> <p>SPARK PLUG SLEEVE</p> <p>SLIP JOINT PLIERS</p> <p>WORKBASKET</p> <p>WHEEL SLEEVE</p> <p>TRIANGLE WARNING PLATE ASSY.</p> <p>TRUNK TOOL SHELF</p> <p>FIRE EXTINGUISHER ASSY</p> <p>FIRE EXTINGUISHER BRACKET</p>	<p>1</p> <p>1</p> <p>1</p> <p>1</p> <p>1</p> <p>1</p> <p>1</p> <p>1</p> <p>1</p> <p>1</p> <p>1</p> <p>1</p> <p>1</p> <p>1</p>	

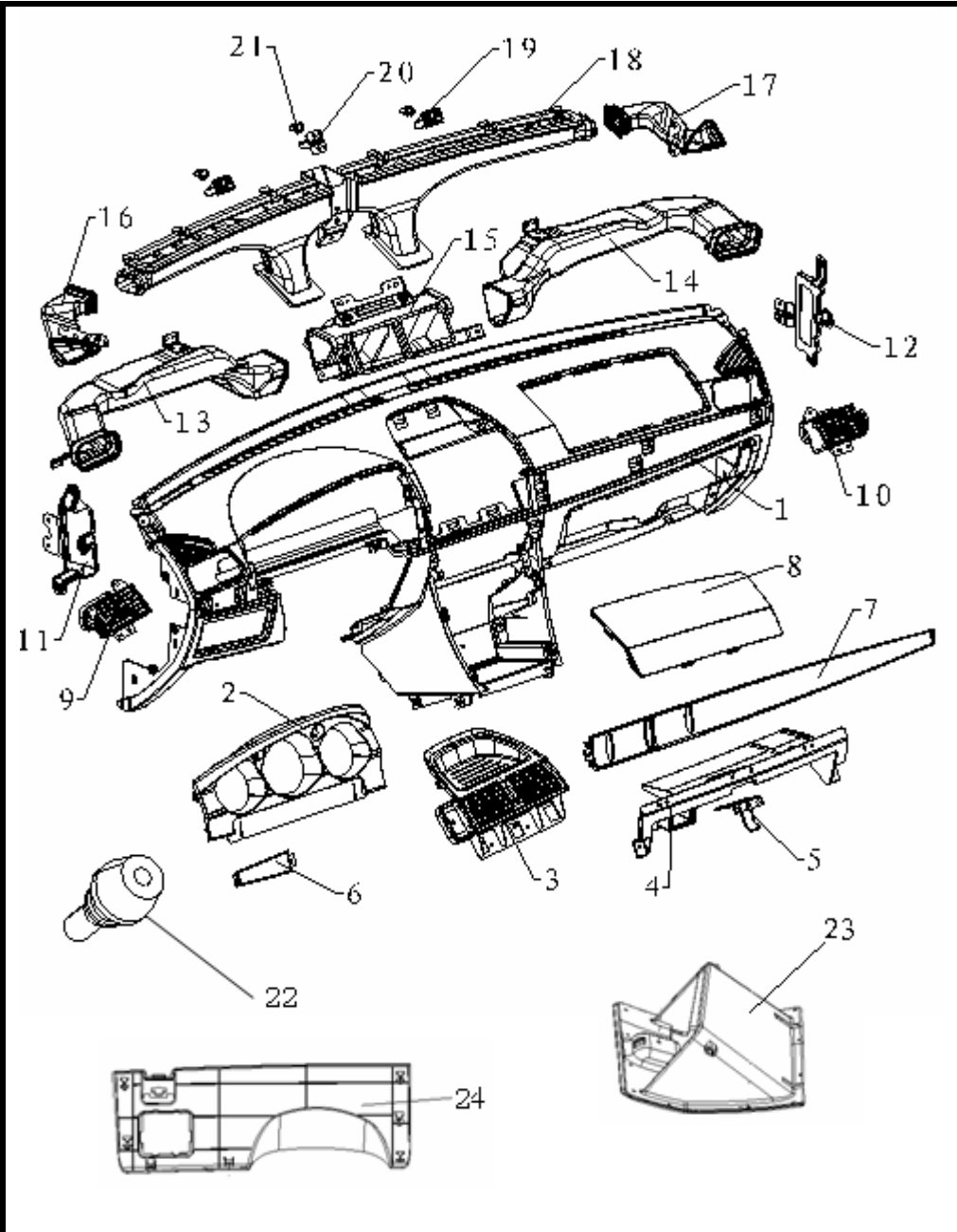
## 8020 FLOOR INTERIOR TRIM & ACCESSORY

	NO.	PART NO.	DES.	QTY	REMARK
	1	1802219180	FLOOR INSIDE TRIM AND ACCESSORY	1	
			CARPET	1	
	2	1801917180	COWL PANEL LOWER SOUND INSULATION	1	
	3	1801686180	COWL PANEL UPPER SOUND INSULATION	1	
	4	1801918180	COWL PANEL OUTER PANEL HEAT INSULATION	1	
	5	1801697180	FRONT FLOOR LF SOUND INSULATION	1	
	6		CROSS HEAD BOLT	1	
	7	1802221180	FOOTPLATE	1	
	8	1801698180	FRONT FLOOR RF SOUND INSULATION	1	
	9	1801873180	FRONT FLOOR MF SOUND INSULATION	1	
	10	1801874180	FRONT FLOOR LR SOUND INSULATION	1	
	11	1801700180	FRONT FLOOR RR SOUND INSULATION	1	
	12	1801722180	FRONT FLOOR MR SOUND INSULATION	1	
	13	1801722180	TRUNK OIL FILLER CAP CABLE ASSY.	1	WITH HANDLE
	14		HEXAGON HEAD BOLT AND SPRING WASHER ASSY.	1	
	15		STRAP	2	
	16		HOOP	3	
17	1801874180	FRONT FLOOR REAR SOUND INSULATOR	1		

## 8030 FLOOR CUSHION & ACCESSORY

	NO.	PART NO.	DES.	QTY	REMARK
	1	15109053180	FRONT FLOOR MIDDLE CUSHION	1	
	2	15109051180	FRONT FLOOR (L、R) CUSHION	2	
	3	15302021180	FRONT WALL 2# CUSHION	2	
	4	15109054180	MIDDLE FLOOR MIDDLE 1# CUSHION	1	
	5	11800869180	RIGHT MIDDLE FLOOR CUSHION	1	
	6	15109058180	REAR FLOOR 1# CUSHION	1	
	7	11801720180	RIGHT WALL OUTER CUSHION	1	
	8	15109062180	REAR FLOOR 2# CUSHION	1	
	9	15109067180	REAR FLOOR (L、R) CUSHION	2	
	10	15109059180	REAR FLOOR 1# (L、R) CUSHION	2	
	11	11801719180	LEFT WALL OUTER BOARD CUSHION	1	
	12	15109057180	MIDDLE FLOOR MIDDLE 2# CUSHION	1	
	13	16101193180	FRONT、REAR DOOR CUSHION	1	
	14	11800870180	LM FLOOR CUSHION	1	
	15	1800474180	COWL PANEL LOWER CROSS MEMBER STOPPER	3	

## 8040 INSTRUMENT PANEL ASSY.

	NO.	PART NO.	DES.	QTY	REMARK
	1	1802155180	INSTRUMENT PANEL SUB-ASSY.	1	COLOURED
	2	1802166180	COMBINATION METER ASSY.	1	
	3	1800081180	CENTER VENT ASSY.	1	
	4		GLOVE COMPARTMENT COVER	1	
	5		GLOVE COMPARTMENT LOCK BUCKLE ASSY.	1	
	6		INSTRUMENT PANEL LEFT TRIM ASSY.	1	COLOURED
	7	1802167180	INSTRUMENT PANEL RIGHT TRIM ASSY.	1	COLOURED
	8		SRS COVER	1	COLOURED
	9	1800085180	LEFT VENT ASSY.	1	
	10	1800086180	RIGHT VENT ASSY.	1	
	11		LEFT GLOVE COMPARTMENT BRACKET ASSY.	1	
	12		RIGHT FUSE BOX BRACKET	1	
	13	1018001752	INSTRUMENT PANEL LEFT VENT TUBE ASSY.	1	
	14	1018001757	INSTRUMENT PANEL RIGHT VENT TUBE ASSY.	1	
	15		HEATER CONNECTING ASSY.	1	
	16	1018002161	LEFT DEFROST HOSE ASSY.	1	
	17	1018002162	RIGHT DEFROST HOSE ASSY.	1	
	18		INSTRUMENT PANEL DEFROST HOSE ASSY.	1	
	19	1802170180	LR DOWEL PIN	2	
	20		CENTER DOWEL PIN	1	
	21		DOWEL PIN SHAFT BUSHING	3	
	22		CUSHION	4	
	23	1802173180	GLOVE COMPARTMENT ASSY.	1	
	24	1802175180	LOWER COVER PLATE	1	

## 8050 CENTER INSTRUMENT PANEL ASSY.

	NO.	PART NO.	DES.	QTY	REMARK
		1802176180	CENTER PANEL ASSY.	1	
	1		SHINE PLATE	1	
	2	1802176180	CENTER INSTRUMENT PANEL	1	COLOURED
	3		SPRING CLIP	7	
	4		PLASTIC FILM III	1	
	5		PLASTIC FILM II	1	
	6		PLASTIC FILM I	1	
	7		A/C SWITCH TRIM BUTTON	2	
	8	1708401180	A/C SWITCH BUTTON	1	
	9	1067020054	A/C SWITCH BUTTON	1	
	10		ASHTRAY ASSY.(CHOOSE)	1	
			1802230180	ASHTRAY ASSY.	1
11		CROSS HEAD BOLT	4		
12		CROSS HEAD BOLT	4		



## 8060 CONSOLE ASSY.

	NO.	PART NO.	DES.	QTY	REMARK
		1802196180	CONSOLE ASSY.	1	BEIGE
		180219618001	CONSOLE ASSY.	1	GRAY
		180219618002	CONSOLE ASSY.	1	BEIGE, PEACHWOOD
	1		CONSOLE COVER PLATE ASSY.	1	COLOURED
	2		CONSOLE GLOVE COMPARTMENT	1	COLOURED
	3	1018007876	PARKING BRAKE LEVER DUST BOOT ASSY.	1	COLOURED
	4		CONSOLE	1	COLOURED
	5	1801837180	REAR ASHTRAY BOX ASSY.	1	COLOURED
		1802406180	REAR ASHTRAY BOX ASSY.	1	
	6		"A" TYPE NUT	1	
7		CROSS HEAD BOLT	8		
8		MAGNET BOARD	1		
9		MAGNET	1		

# 8070 AT GEARSHIFT CONTROL PANEL ASSY.

	NO.	PART NO.	DES.	QTY	REMARK
			AT GEARSHIFT CONTROL PANEL ASSY.	1	
	1	1400931180	DISPLAY UPPER COVER	1	
	2	1400933025	MIDDLE SLIDE BOARD	1	
	3	1400932180	DISPLAY LOWER COVER	1	
	4		CROSS HEAD BOLT	4	
	5		CROSS HEAD BOLT	2	
	6	1707300025	AT SHIFT DISPLAY	1	
7	1402300180	GEARSHIFT DUST BOOT	1		

## 8080 CROSS MEMBER ASSY.

	NO.	PART NO.	DES.	QTY	REMARK
		1801930180	CROSSBEAM ASSY.	1	
	1		CROSSBEAM SUB-ASSY.	1	
	2	1801745180	RELAY BOX LEFT MOUNTING BRACKET ASSY.	1	
	3		LEFT SPEAKER BRACKET ASSY.	1	
	4		RIGHT SPEAKER BRACKET ASSY.	1	
	5		HEXAGON FLANGE BOLT	10	
	6	1802383180	CROSS MEMBER REINFORCEMENT RIGHT BRACKET ASSY.	1	
7	1802555180	CROSS MEMBER REINFORCEMENT LEFT BRACKET ASSY.	1		

# 8090 FRONT CONSOLE ASSY.

	NO.	PART NO.	DES.	QTY	REMARK
		1802195180	FRONT CONSOLE ASSY.	1	
	1		FRONT CONSOLE	1	COLORED
	2		A TYPE SPRING NUT	2	
	3		A TYPE SPRING NUT	2	
	4		A TYPE SPRING NUT	1	

## 8100 INSTRUMENT PANEL ASSY.

	NO.	PART NO.	DES.	QTY	REMARK
	1	1802155180	INSTRUMENT PANEL ASSY.(OLD)	1	
	2	1802171180	INSTRUMENT PANEL ASSY.	1	COLOURED
	3	1802172180	INSTRUMENT PANEL LEFT COVER	1	COLOURED
	4	1802173180	INSTRUMENT PANEL RIGHT COVER	1	COLOURED
	5	1802232180	COMBINATION SWITCH UPPER TRIM COVER	1	
	6	1802233180	COMBINATION SWITCH LOWER TRIM COVER	1	
	7	1802173180	GLOVE COMPARTMENT ASSY.	1	COLOURED
	8	1802364180	LEFT SWITCH COVER	1	
	9	1802175180	LOWER COVER PLATE ASSY.	1	
	10	1802197180	CONSOLE LF BAFFLE PLATE	1	
	11	1802198180	CONSOLE RF BAFFLE PLATE	1	
	12	1802176180	CENTER INSTRUMENT PANEL ASSY.	1	
	13	1802195180	FRONT CONSOLE ASSY.	1	
	14	1802228180	HEXAGON FLANGE BOLT	24	
	15	1802228180	CONSOLE SALVER	1	
	16	1802226180	CONSOLE BRACKET	1	
	17	1802227180	CONSOLE 2# BRACKET	1	
	18	1802196180	REAR CONSOLE ASSY.	1	
	19	1802196180	CROSS HEAD BOLT	15	
	20	1802196180	HEXAGON HEAD CROSS BOLT	1	
	21	1402300180	GEARSHIFT DUST BOOT	1	
	22	1402300180	AT GEARSHIFT CONTROL PANEL ASSY.	1	
	23	1801930180	CROSS MEMBER ASSY.	1	
	24	1018000902	CENTER LEFT VENT	1	
25	1018000903	CENTER RIGHT VENT	1		

## 8110 FRONT PILLAR INTERIOR TRIM

	NO.	PART NO.	DES.	QTY	REMARK
	1	1802410180	RF PILLAR UPPER TRIM BOARD	1	COLOURED
	2	1802409180	LF PILLAR UPPER TRIM BOARD	1	COLOURED
	3	1802420180	RF DOORSILL INTERIOR TRIM BOARD	1	COLOURED
	4	1802419180	LF DOORSILL INTERIOR TRIM BOARD	1	COLOURED
	5	18410018	"D" TYPE CLIP	2	
	6	1802423180	STEEL CLIP	2	
	7		CROSS HEAD BOLT-"C" TYPE	18	
	8	18410013	PLASTIC NUT	18	

## 8120 CENTER PILLAR INTERIOR TRIM

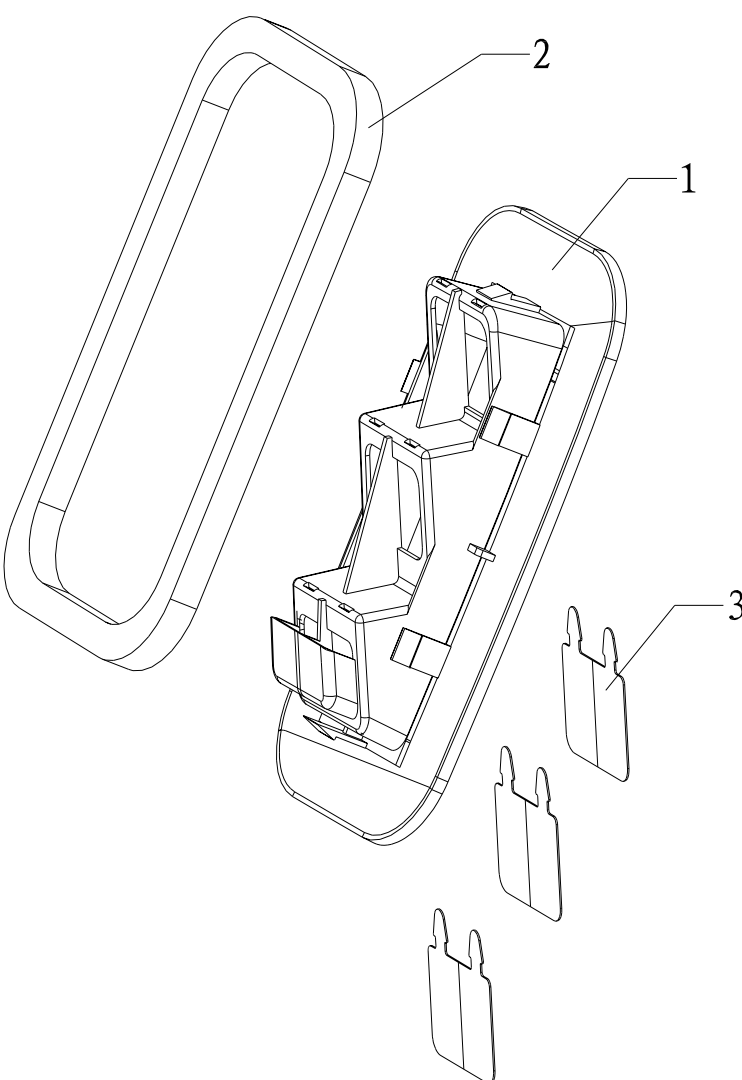
	NO.	PART NO.	DES.	QTY	REMARK
	1	1802412180	CENTER PILLAR UPPER TRIM BOARD,RH	1	COLOURED
	2	1802411180	CENTER PILLAR UPPER TRIM BOARD,LH	1	COLOURED
	3		RIGHT GUIDE BOARD	1	COLOURED
	4		LEFT GUIDE BOARD	1	COLOURED
	5	1802414180	CENTER PILLAR LOWER TRIM BOARD,RH	1	COLOURED
	6	1802413180	CENTER PILLAR LOWER TRIM BOARD,LH	1	COLOURED
	7		RIGHT CENTER PILLAR LOWER TRIM BOARD SOUND MOUNTING MAT	1	
	8		LEFT CENTER PILLAR LOWER TRIM BOARD SOUND MOUNTING MAT	1	
	9		CROSS HEAD BOLT	6	
	10		STEEL CLIP	6	
	11	18410013	PLASTIC NUT	6	

## 8140 REAR POLE INTERIOR TRIM & REAR DOORSILL

	NO.	PART NO.	DES.	QTY	REMARK
	1	1802416180	RIGHT "C" PILLAR UPPER TRIM BOARD	1	COLOURED
	2	1802415180	LEFT "C" PILLAR UPPER TRIM BOARD	1	COLOURED
	3		RIGHT "C" PILLAR UPPER TRIM BOARD SOUND INSULATION	1	
	4		LEFT "C" PILLAR UPPER TRIM BOARD SOUND INSULATION	1	
	5	1802418180	RIGHT "C" POLE UPPER TRIM BOARD	1	COLOURED
	6	1802417180	LEFT "C" POLE UPPER TRIM BOARD	1	COLOURED
	7	1802422180	LR DOORSILL	1	COLOURED
	8	1802421180	RR DOORSILL	1	COLOURED
	9	18410024	"E" TYPE CLIP	2	
	10		CROSS HEAD BOLT-"C" TYPE	4	
	11	18410039	PLASTIC NUT	4	
	12	18410018	"D" TYPE CLIP	12	



## 8140 SIDE WALL INTERIOR TRIM & ACCESSORY

	NO.	PART NO.	DES.	QTY	REMARK
	1	1802092180	VENT BAR	1	
	2		VENT BAR SEAL SPONGE	1	
	3		VENT BAR BLADE	3	

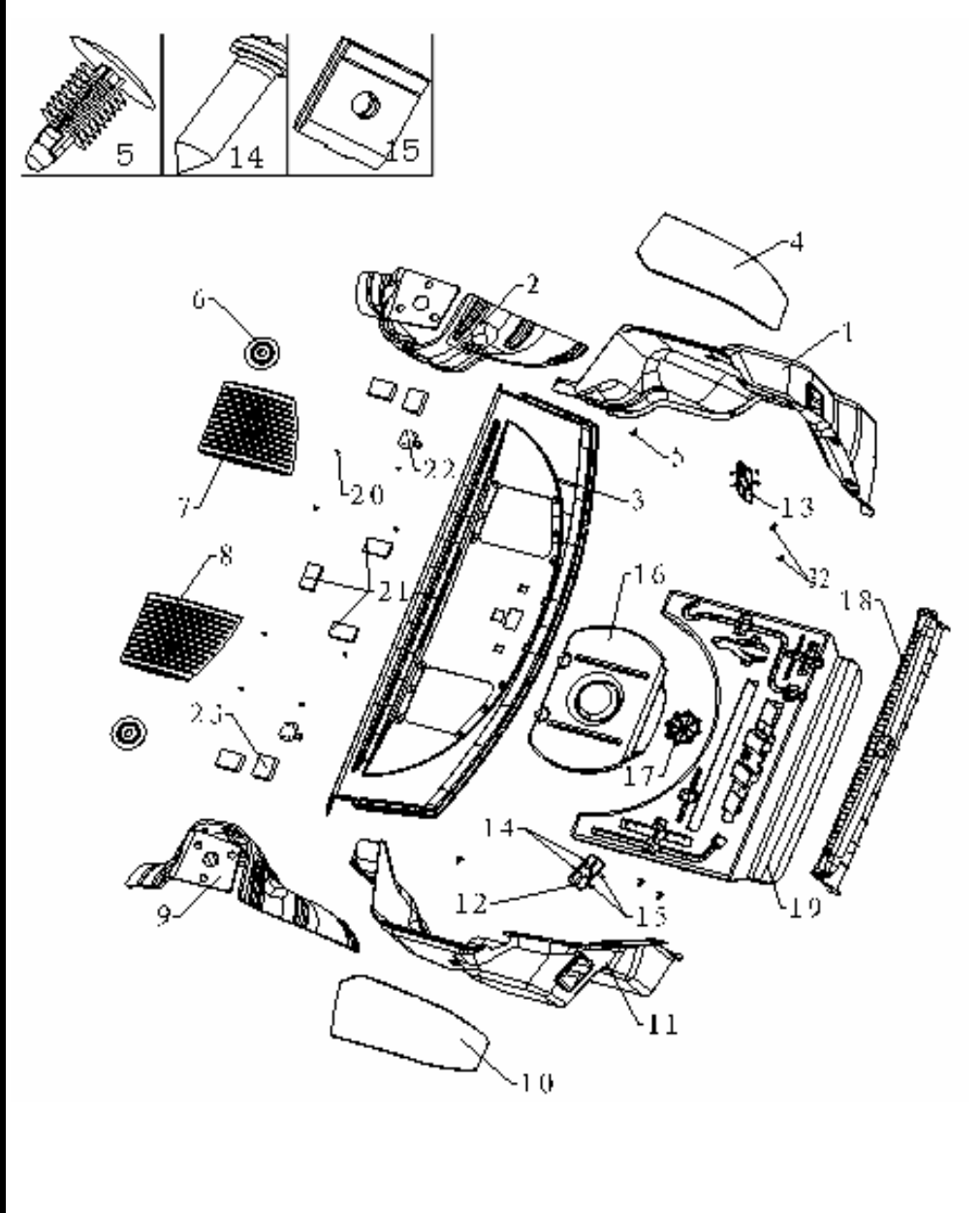
## 8150 TRUNK WEATHERSTRIP

	NO.	PART NO.	DES.	QTY	REMARK
	26		TRUNK FLOOR LEFT MAT	1	
	27		TRUNK FLOOR RIGHT MAT	1	
	28	1801987180	SPARE WHEEL COVER PLATE	1	
	29		SPARE WHEEL COVER MAT	1	
	30	1801019180	TRUNK WEATHERSTRIP	1	
	31	1801988180	TRUNK FLOOR RIGHT MAT	1	

## 8160 TRUNK LOWER PART REAR TRIM BOARD ASSY.

	NO.	PART NO.	DES.	QTY	REMARK
			TRUNK LOWER REAR TRIM ASSY.	1	
	1	1802078180	TRUNK LOWER PART REAR TRIM BOARD ASSY.	1	
	2	18410024	"E" TYPE CLIP	4	
	3	18410024	"D" TYPE CLIP	4	
	4		LOCK COVER	1	
	5		SPRING	1	
6		AXES PIN	1		

## 8170 TRUNK INTERIOR TRIM & ACCESSORY

	NO.	PART NO.	DES.	QTY	REMARK
			TRUNK INTERIOR TRIM & ACCESSORY	1	
	1	1802082180	TRUNK RIGHT TRIM BOARD	1	
	2	1801881180	RR WHEEL COVER SOUND INSULATION	1	
	3	1802079180	TRUNK SHELF TRIM BOARD	1	
	4	1801718180	RIGHT OUTER WHEEL COVER SOUND INSULATION	1	
	5		"J" TYPE CLIP	2	
	6		REAR SHOCK ABSORBER COVER	2	
	7	1802124180	RIGHT SPEAKER COVER	1	
	8	1802123180	LEFT SPEAKER COVER	1	
	9	1801879180	LR WHEEL COVER SOUND INSULATION	1	
	10	1801717180	LEFT OUTER WHEEL COVER SOUND INSULATION	1	
	11	1802081180	TRUNK LEFT TRIM BOARD	1	
	12		LR COMBINATION LAMP SERVICE COVER	1	
	13		RR COMBINATION LAMP SERVICE COVER	1	
	14		CROSS HEAD BOLT	4	
	15		"A" TYPE NUT	4	
	16	1801940180	TRUNK GLOVED COMPARTMENT	1	
	17	1801968180	SPARE WHEEL PRESSURE PLATE ASSY.	1	
	18	1802078180	TRUNK LOWER PART REAR TRIM ASSY.	1	
	19	1801984180	TRUNK TOOL CLIP	1	
	20		CROSS HEAD BOLT & WASHER ASSY.	8	
	21		SHIM	3	
	22		CLAPBOARD BRACKET	2	
	23		SHIM	4	
	24	1801986180	TRUNK FLOOR LEFT COVER	1	

## 8180 TRUNK LID INTERIOR TRIM & ACCESSORY

	NO.	PART NO.	DES.	QTY	REMARK
	1	1801011180	TRUNK LID INTERIOR TRIM BOARD	1	
	2	1802000180	TRUNK LID GEMEL CUSHION	2	
	3	18410024	"E" TYPE CLIP	15	
	4		HEXAGON HEAD BOLT & WASHER ASSY.	4	
	5	1801028180	TRUNK LID LOCK BUCKLE ASSY.	1	
	6		LOCK CYLINDER SNAP RING	1	
	7		TRUNK LID LOCK CYLINDER ASSY.	1	
	8		TRUNK LID LOCK ROD ASSY.	1	
	9	1801027180	TRUNK LOCK ASSY.	1	
	10		INTERIOR TRIM BOARD LEFT PLUG	1	
	11		TRUNK LID PULL SPRING BOOT	2	
	12		INTERIOR TRIM BOARD RIGHT PLUG	1	
	13	1801019180	CROSS HEAD BOLT	2	

## 8190 ROOF SKIN INTERIOR TRIM & ACCESSORY

	NO.	PART NO.	DES.	QTY	REMARK
	1	180202718001	ROOF SKIN INTERIOR TRIM & ACCESSORY	1	
		1802027180	ROOF SKIN INTERIOR TRIM BOARD	1	COLOUR
			ROOF SKIN INTERIOR TRIM ASSY.(SUNROOF)	1	COLOUR
	2	1018002240	RIGHT SUN VISOR BRACKET	1	
	3	1018001696	LEFT SUN VISOR BRACKET	1	
	4		CROSS HEAD BOLT	2	
	5	1802238180	LEFT SUN VISOR ASSY.	1	
	6	1802239180	RIGHT SUN VISOR ASSY.	1	
	7	1802266180	GLASSES BOX ASSY.	1	
	8	1802069180	LR SAFETY HANDLE ASSY.	1	
	9	1802096180	FRONT SAFETY HANDLE ASSY.	1	
	10	1801982180	RR SAFETY HANDLE ASSY.	1	
	11		CROSS HEAD BOLT	8	
	12	18410024	"E" TYPE CLIP	5	
	13	1801913180	ROOF SKIN REAR SOUND INSULATION	1	
		ROOF SKIN REAR SOUND INSULATION(SUNROOF)	1		
14	1801912180	ROOF SKIN FRONT SOUND INSULATION	1		
15		CROSS HEAD BOLT	4		

## 8200 SAFETY BELT ASSY.

	NO.	PART NO.	DES.	QTY	REMARK
			SAFETY BELT ASSY.	1	
	1	1802241180	LONG-DISTANCE ADJUSTER ASSY.	2	
	2		SAFETY BELT HIGH ADJUSTER BLOCK ASSY.	2	COLOUR
	3	1803013180	LF SAFETY BELT ASSY.	1	
	4	1803015180	RF SAFETY BELT ASSY.	1	
	5	1803014180	FRONT SAFETY BELT LOCK BUCKLE ASSY.	2	COLOUR
	6	1803017180	REAR SEAT SAFETY BELT ASSY.	2	
	7	1803016180	REAR SAFETY BELT LOCK BUCKLE ASSY.	3	COLOUR
	8		FRONT SAFETY BELT LOCK BUCKLE ASSY.(INDICATOR)	1	COLOUR
9	1803020180	CAESTUS	1	COLOUR	

## 8210 LF DOOR INTERIOR TRIM ASSY.

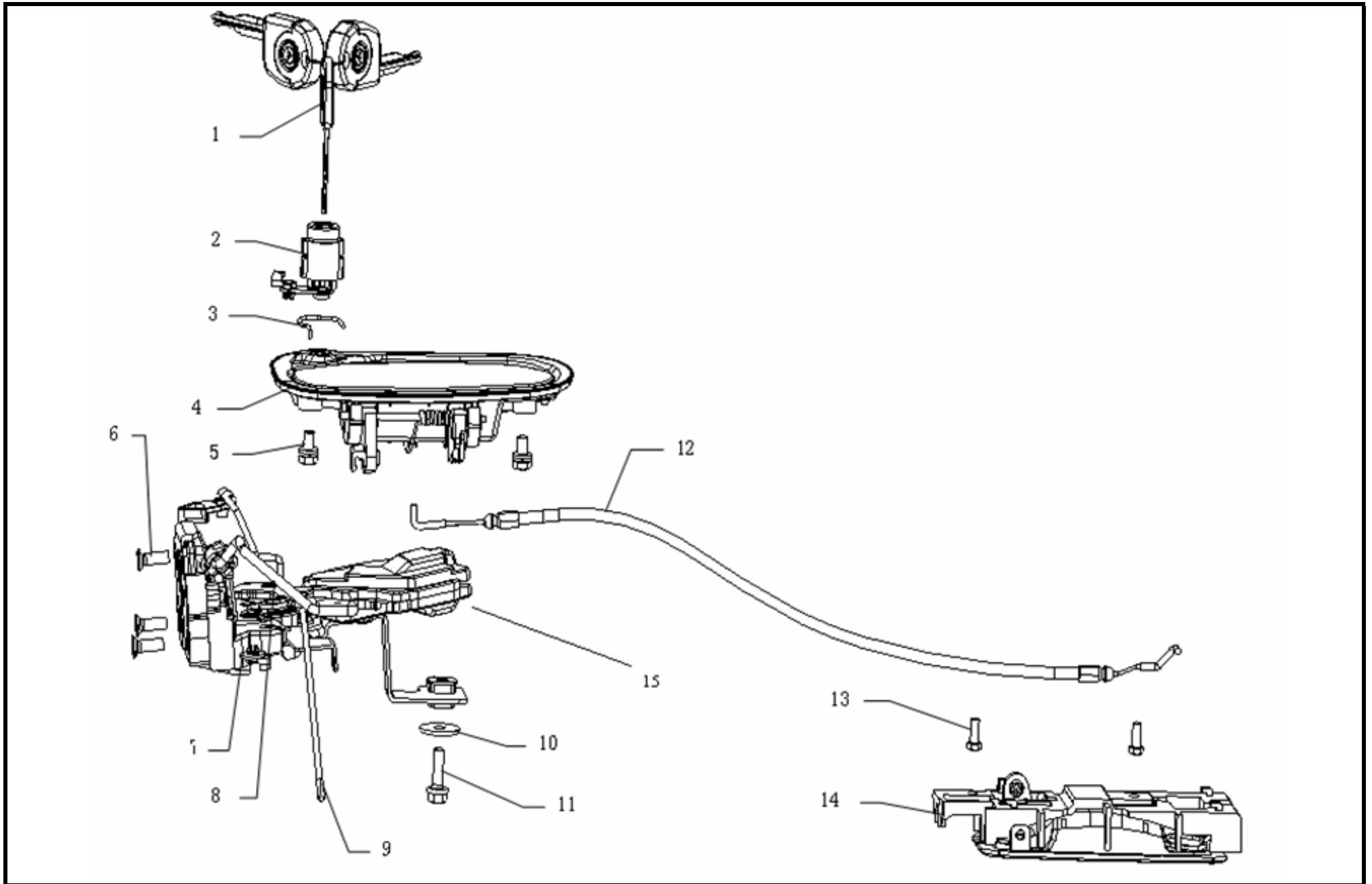
	NO.	PART NO.	DES.	QTY	REMARK
	1		LF DOOR INTERIOR TRIM ASSY.	1	
	2		LF SPEAKER BAR	1	COLOUR
	3		POWER WINDOW REGULATOR SWITCH PANEL ASSY.	1	
	4		LF DOOR UPPER INSIDE TRIM	1	COLOUR
	5	1802235180	LF DOOR LOWER INSIDE TRIM	1	COLOUR
	6		LF DOOR INTERIOR QUARTER TRIM	1	
	7		LF DOOR CENTER INTERIOR TRIM ASSY.	1	COLOUR
	8		LF DOOR SOUND INSULATION I	1	
	9		LF DOOR SOUND INSULATION II	1	
	10		LOCK BUTTON	1	
	11	1800333180	LOCK BUTTON CUSHION	1	
	12		LF DOOR HANDLE	1	
	13	1017001356	LF DOOR LIGHT CHIMNEY	1	
	14		LF DOOR INTERIOR GLOVE COMPARTMENT	1	COLOUR
	15	18410013	CROSS HEAD BOLT-"C" TYPE	4	
	16		PLASTIC NUT	4	
	17	18410024	"D" TYPE CLIP	6	
	18		FRONT DOOR WATERPROOF FILM	1	
	19		CROSS BIG HEAD BOLT-"C" TYPE	34	
	20		GLUE BAR	1	
		DOOR INTERIOR TRIM CENTER MOUNTING COVER	1	COLOUR	



## 8220 FRONT DOOR POWER WINDOW REGULATOR ASSY.

	NO.	PART NO.	DES.	QTY	REMARK
			LF DOOR POWER WINDOW REGULATOR ASSY.	1	
	1	1800269180	LF DOOR POWER WINDOW REGULATOR ASSY.	1	
	2	1800271180	RF DOOR POWER WINDOW REGULATOR ASSY.	1	
	3		HEXAGON FLANGE NUT	4	
	4	1018000432	DOOR WINDOW CLIP	2	
	5		CROSS HEAD BOLT-"C" TYPE	2	
	6	1800432180	FRONT DOOR WINDOW GUIDE SLIDE BLOCK	1	
	7	1800277180	LF DOOR WINDOW	1	
	8	1800280180	RF DOOR WINDOW	1	
	9	1800361180	LF DOOR WINDOW FRONT GUIDE RAIL ASSY.	1	
	10	1800362180	RF DOOR WINDOW FRONT GUIDE RAIL ASSY.	1	
11	1800879180	WINDOW REGULATOR CUSHION	1		

# 8230 LF DOOR LOCK & HANDLE



## 8230 LF DOOR LOCK & HANDLE

NO.	PART NO.	DES.	QTY	REMARK	NO.	PART NO.	DES.	QTY	REMARK
	180281180	LF DOOR LOCK & HANDLE	1						
1	1800405180	KEY ASSY.	1						
2	1800405180	LF LOCK CYLINDER ASSY.	1						
3		LEFT LOCK CYLINDER CIRCLIP	1						
4	1800336180	LF DOOR EXTERIOR HANDLE ASSY.	1	COLOUR					
5		HEXAGON HEAD BOLT & SPRING WASHER ASSY.	2	M6x12					
6		CROSS HEAD BOLT & LOCK WASHER ASSY.	3						
7	1800281180	LF DOOR LOCK ASSY.	1						
8	1800285180	LF DOOR EXTERIOR UNLOCKING ROD	1						
9	1800289180	LF DOOR LOCKING ROD	1						
10		SHIM	1						
11		BOLT M6x16	1						
12	1800285180	LF DOOR INTERIOR UNLOCK CABLE	1						
13		HEXAGON HEAD WITH CROSS BOLT	2						
14	1800333180	LF DOOR INTERIOR HANDLE ASSY.	1						
15	1068020087	LF DOOR LOCK ACTUATOR ASSY.							

## 8240 FRONT DOOR WEATHERSTRIP

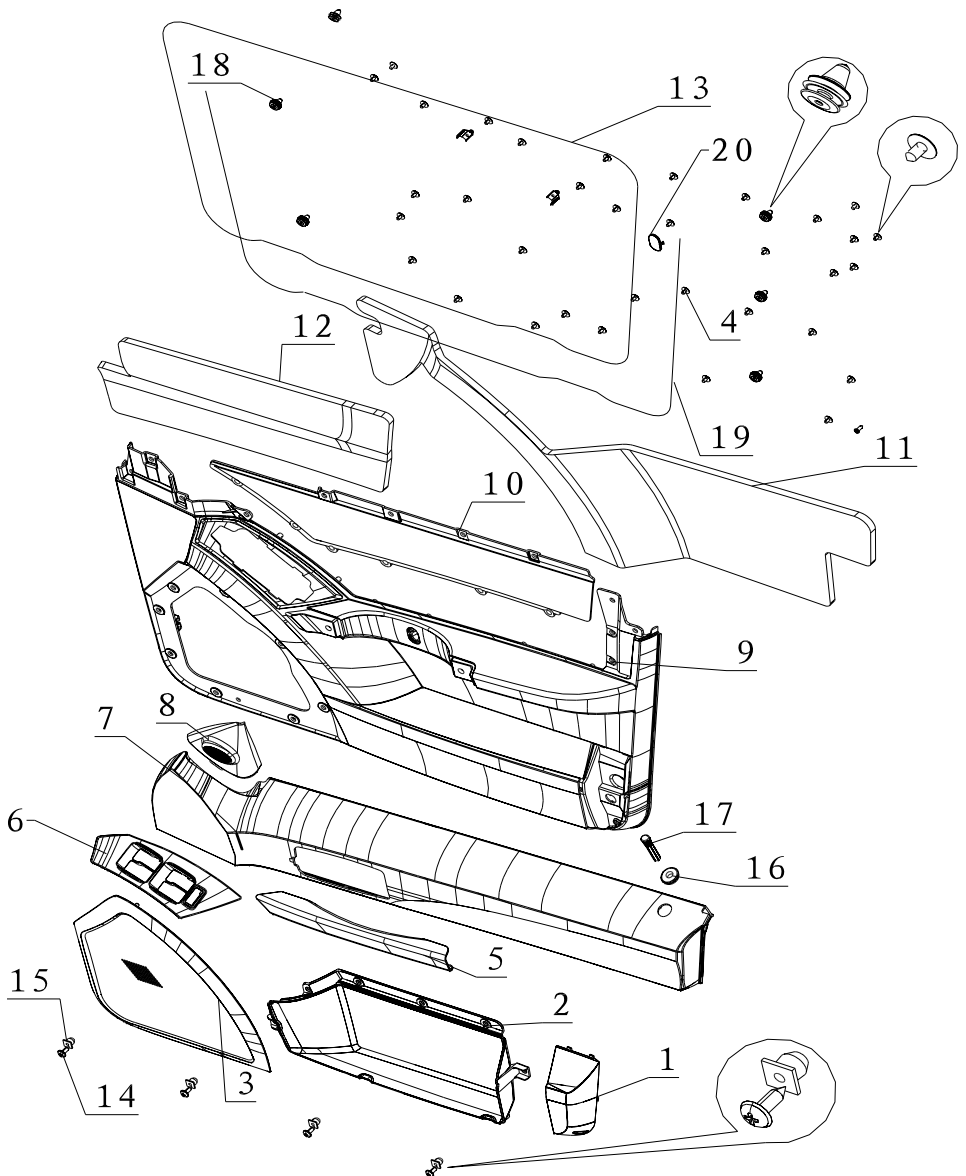
	NO.	PART NO.	DES.	QTY	REMARK
			LF DOOR WEATHERSTRIP	1	
	1	1800340180	LF DOORFRAME WEATHERSTRIP	1	
	2	1800342180	RF DOORFRAME WEATHERSTRIP	1	
	3	1800361180	LF DOOR WINDOW RUN	1	
	4	1800362180	RF DOOR WINDOW RUN	1	
	5	1800352180	LF DOOR WINDOW INTERIOR WEATHERSTRIP	1	
	6	1800356180	RF DOOR WINDOW INTERIOR WEATHERSTRIP	1	
	7	1800345180	LF DOOR WINDOW EXTERIOR WEATHERSTRIP	1	
	8	1800348180	RF DOOR WINDOW EXTERIOR WEATHERSTRIP	1	
	9		DOOR WINDOW EXTERIOR WEATHERSTRIP FIXING CLIP	10	
10	1018000340	FRONT DOORFRAME WEATHERSTRIP			

## 8250 LF DOOR INTERIOR TRIM & ACCESSORY

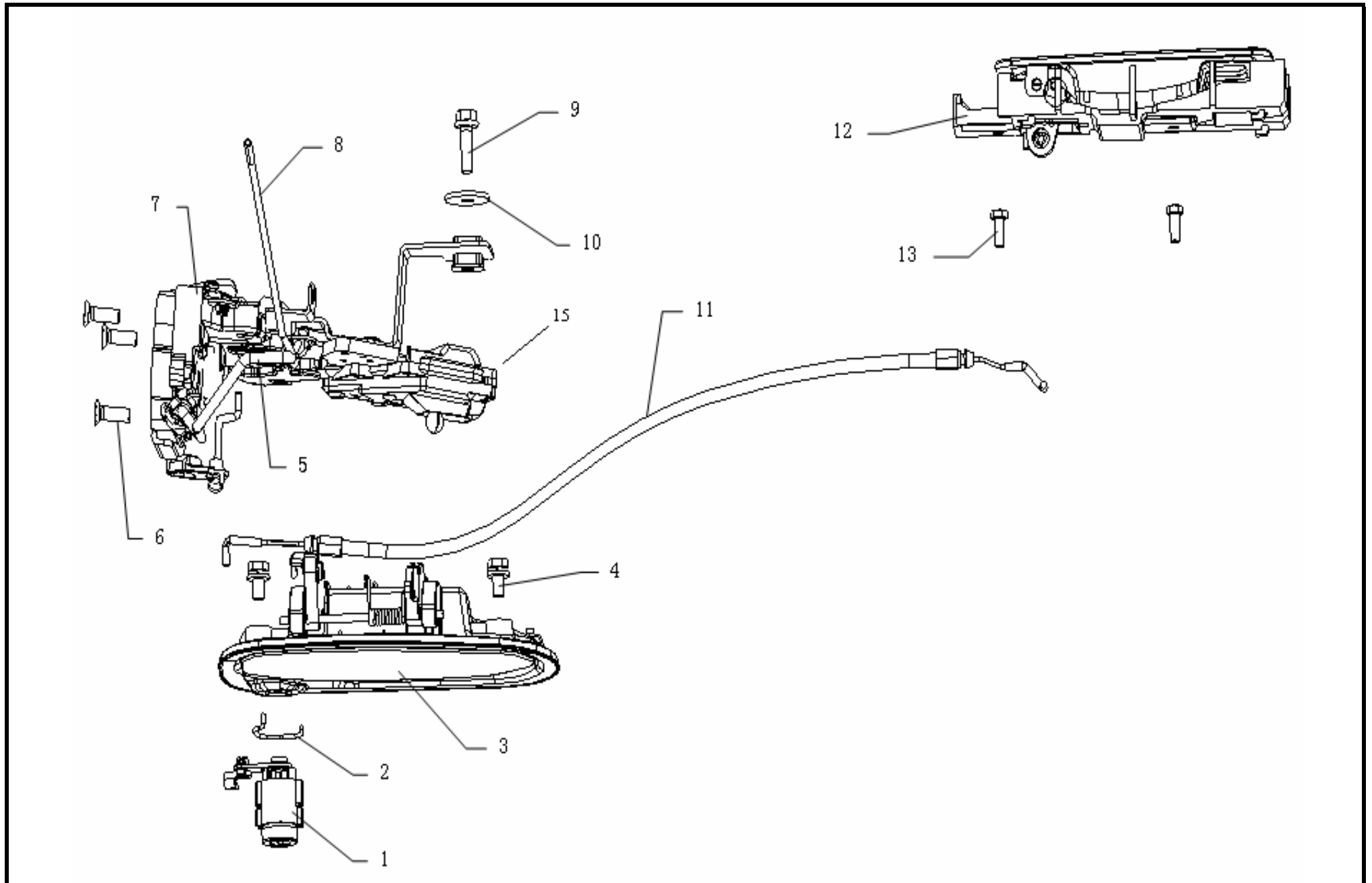
	NO.	PART NO.	DES.	QTY	REMARK
	1	1800214180	LF DOOR INTERIOR TRIM ASSY.	1	
	2	1800269180	LF DOOR POWER WINDOW REGULATOR ASSY.	1	
	3	1800281180	LF DOOR LOCK & HANDLE	1	
	4	8200104175	DOOR CUSHION	1	
	5	16101193180	FRONT,REAR DOOR DAMPING	1	
	6	1800340180	FRONT DOOR WEATHERSTRIP	1	

## 8260 RF DOOR INTERIOR TRIM ASSY.

NO.	PART NO.	DES.	QTY	REMARK
1	1017001352	RF DOOR LIGHT CHIMNEY	1	COLOUR
2		RF DOOR INNER GLOVE COMPARTMENT	1	COLOUR
3		RF SPEAKER COVER	1	COLOUR
4		CROSS BIG HEAD BOLT-"C" TYPE	34	
5	1800334180	RF DOOR HANDLE	1	
6		RF POWER WINDOW REGULATOR SWITCH PANEL ASSY.	1	
7		RF DOOR UPPER INTERIOR TRIM	1	COLOUR
8	1802244180	RF DOOR INTERIOR QUARTER TRIM	1	
9		RF DOOR LOWER INTERIOR TRIM	1	COLOUR
10		RF DOOR CENTER INTERIOR TRIM ASSY.	1	COLOUR
11		RF DOOR SOUND INSULATION I	1	
12		RF DOOR SOUND INSULATION II	1	
13		FRONT DOOR WATERPROOF FILM	1	
14		CROSS HEAD BOLT-"C" TYPE	1	
15	18410013	PLASTIC NUT	5	
16		LOCK BUTTON JACKET	1	
17		LOCK BUTTON	1	
18	18410018	"D" TYPE CLIP	6	
19		GLUE BAR	1	
20		DOOR INTERIOR TRIM CENTER MOUNTING COVER	1	COLOUR



# 8270 RF DOOR LOCK & HANDLE



## 8270 RF DOOR LOCK & HANDLE

NO.	PART NO.	DES.	QTY	REMARK	NO.	PART NO.	DES.	QTY	REMARK
	1800282180	RF DOOR LOCK & HANDLE	1						
1	1800405180	RF LOCK CYLINDER ASSY.	1						
2		RIGHT LOCK CYLINDER CIRCLIP	1						
3	1800338180	RF DOOR EXTERIOR HANDLE ASSY.	1	COLOUR					
4		HEXAGON HEAD BOLT & WASHER ASSY.	1	M6x12					
5	1800286180	RF DOOR EXTERIOR UNLOCKING ROD	1						
6		CROSS HEAD BOLT & LOCK WASHER ASSY.	3						
7	1800282180	RF DOOR LOCK ASSY.	1						
8	1800290180	RF DOOR LOCKING ROD	1						
9		BOLT M6x16	1						
10		SHIM	1						
11	1012001519	RF DOOR INTERIOR UNLOCK CABLE	1						
12		HEXAGON HEAD WITH CROSS BOLT	2						
13	1800334180	RGF DOOR INTERIOR HANDLE ASSY.	1						
14	1068020088	RF DOOR LOCK ACTUATOR ASSY.							



## 8280 RF DOOR INTERIOR TRIM & ACCESSORY

	NO.	PART NO.	DES.	QTY	REMARK
	1	1800218180	RF DOOR INTERIOR TRIM ASSY.	1	
	2	1800271180	RF DOOR POWER WINDOW REGULATOR	1	
	3	1800282180	RF DOOR LOCK & HANDLE	1	
	4	8200104175	DOOR CUSHION	1	
	5	16101193180	FRONT,REAR DAMPING	1	
	6	1800342180	RF DOOR WEATHERSTRIP	1	

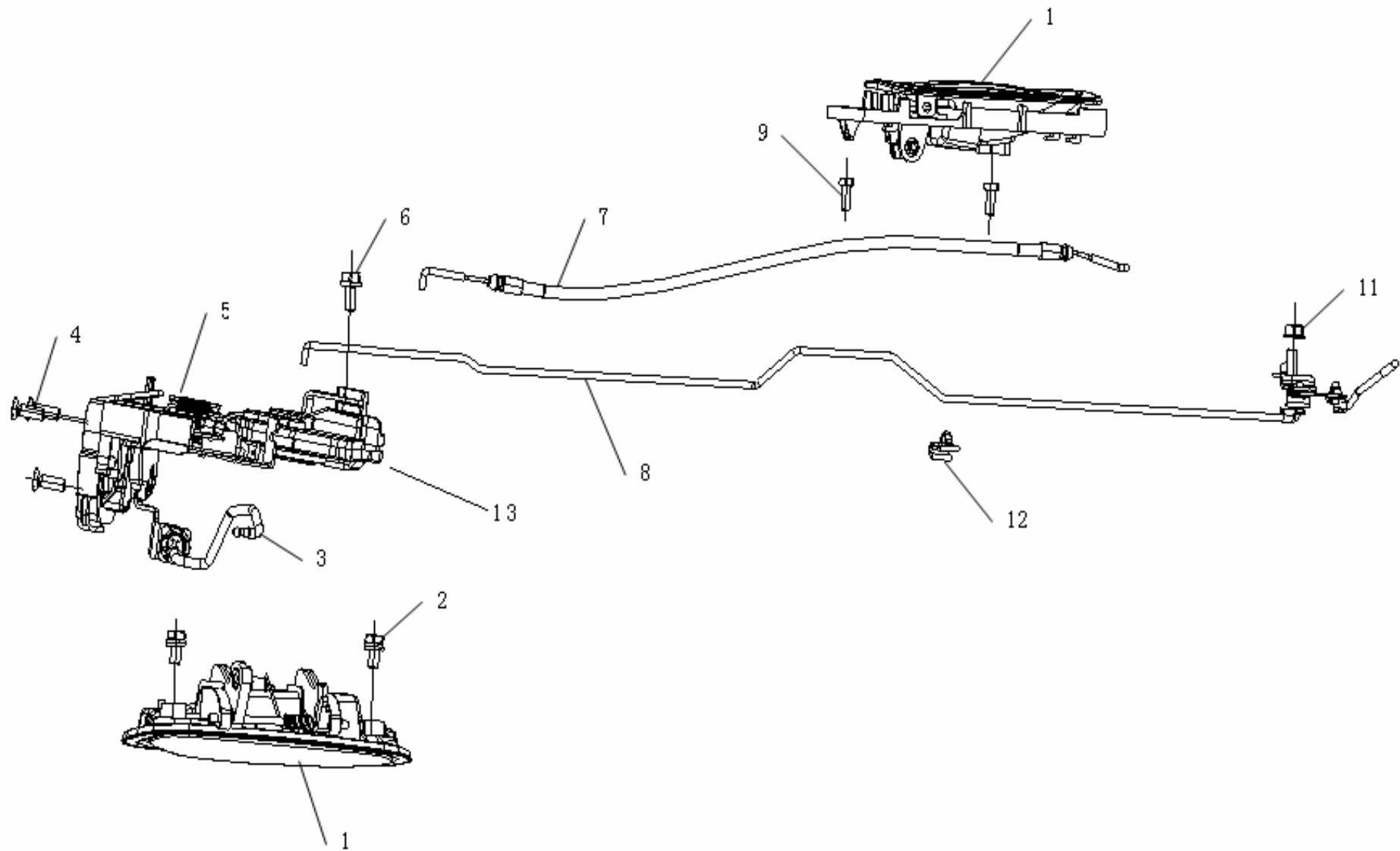
## 8290 LR DOOR INTERIOR TRIM ASSY.

	NO.	PART NO.	DES.	QTY	REMARK
	1		LR DOOR INTERIOR TRIM ASSY.	1	
	2		LR DOOR SPEAKER COVER	1	COLOUR
	3		LR DOOR MIDDLE TRIM ASSY.	1	COLOUR
	4		LR DOOR UPPER INTERIOR TRIM	1	COLOUR
	5		LOCK BUTTON BOOT	1	
	6		LOCK BUTTON	1	
	7		LR DOOR SOUND INSULATION II	1	
	8		LR DOOR LOWER INTERIOR TRIM	1	COLOUR
	9		LR DOOR SOUND INSULATION I	1	
	10		REAR DOOR WATERPROOF FILM	1	
	11	18410018	"D" TYPE CLIP	6	
	12	1800706180	LR DOOR HANDLE ASSY.	1	
	13	1017001353	LR DOOR LIGHT CHIMNEY	1	
	14		LR DOOR INTERIOR GLOVE COMPARTMENT	1	COLOUR
	15		CROSS HEAD BOLT-"C" TYPE	2	
	16	18410013	PLASTIC NUT	2	
	17		CROSS HEAD BOLT -"C" TYPE	1	
	18		CROSS HEAD BOLT	29	
	19		DOOR INTERIOR CENTER MOUNTING COVER	1	COLOUR
	20		SEAL	1	

# 8300 REAR DOOR WINDOW REGULATOR ASSY.

	NO.	PART NO.	DES.	QTY	REMARK
	1	1800622180	LR DOOR POWER WINDOW REGULATOR ASSY.	1	
	2	1800626180	RR DOOR POWER WINDOW REGULATOR ASSY.	1	
	3		HEXAGON FLANGE NUT	4	
	4		HEXAGON FLANGE BOLT	2	
	5	1800671180	LR DOOR WINDOW RUN ASSY.	1	
	6	1800674180	RR DOOR WINDOW RUN ASSY.	1	
	7	1800680180	LR DOOR QUARTER WINDOW	1	
	8	1800682180	RR DOOR QUARTER WINDOW	1	
	9	1800676180	LR DOOR WINDOW	1	
	10	1800678180	RR DOOR WINDOW	1	
	11	1800628180	REAR DOOR WINDOW BRACKET LINER	1	
	12	1800627180	REAR DOOR WINDOW BRACKET	1	

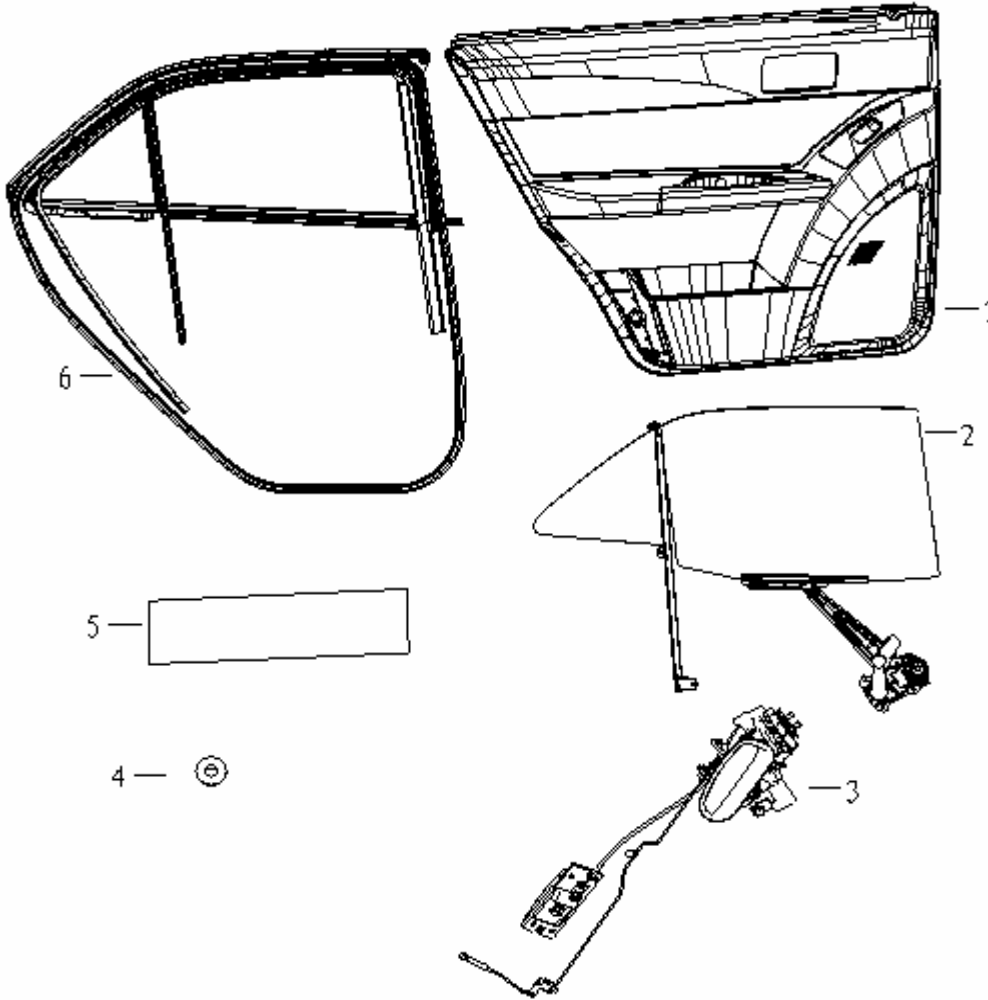
# 8310 LR DOOR LOCK & HANDLE



## 8310 LR DOOR LOCK & HANDLE

NO.	PART NO.	DES.	QTY	REMARK	NO.	PART NO.	DES.	QTY	REMARK
	1800282180	LR DOOR LOCK & HANDLE	1						
1	1800709180	LR DOOR EXTERIOR HANDLE ASSY.	1	COLOUR					
2		HEXAGON HEAD BOLT & WASHER ASSY.	2						
3	1800286180	LR DOOR EXTERIOR UNLOCKING ROD	1						
4		CROSS HEAD BOLT & LOCK WASHER ASSY.	3						
5	1800692180	LR DOOR LOCK ASSY.	1						
6		HEXAGON FLANGE NUT	1						
7	1800696180	LR DOOR EXTERIOR UNLOCKING CABLE	1						
8	1800694180	LR DOOR LOCKING ROD ASSY.	1						
9		HEXAGON HEAD WITH CROSS BOLT	2						
10	1800706180	LR DOOR INTERIOR HANDLE ASSY.	1						
11		HEXAGON FLANGE NUT	1						
12		REAR LOCKING PULL ROD CLIP	1						
13	1068020089	LR DOOR LOCK ACTUATOR ASSY.							

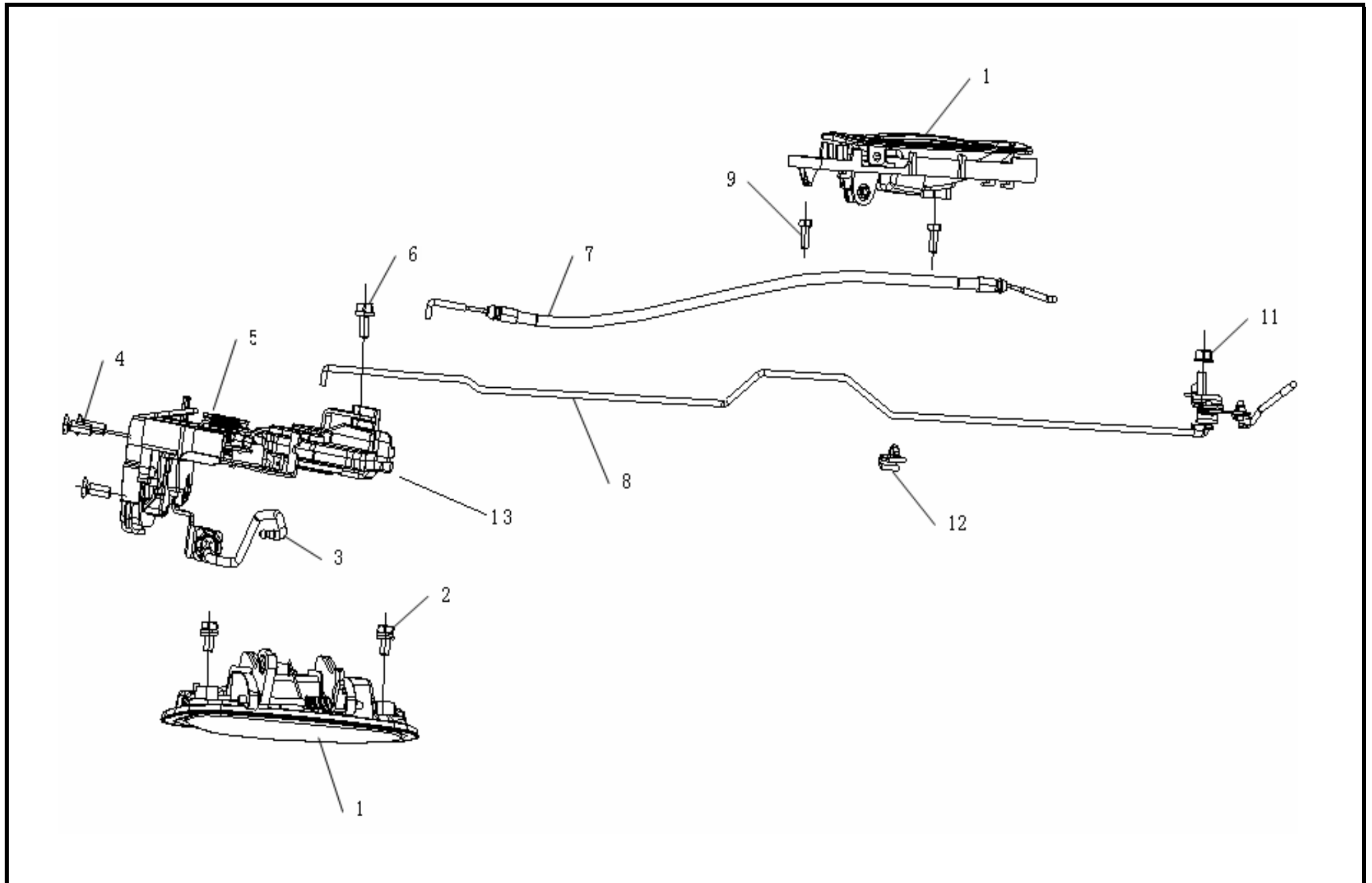
## 8320 LR DOOR INTERIOR TRIM & ACCESSORY

	NO.	PART NO.	DES.	QTY	REMARK
	1	1800653180	LR DOOR INTERIOR TRIM ASSY.	1	
	2	1800622180	LR DOOR POWER WINDOW REGULATOR	1	
	3	1800692180	LR DOOR LOCK & HANDLE	1	
	4	8200104175	DOOR CUSHION	1	
	6	16101193180	LR DOOR WEATHERSTRIP	1	
	5	1800714180	FRONT,REAR DOOR DAMPING	1	

## 8330 RR DOOR INTERIOR TRIM ASSY.

	NO.	PART NO.	DES.	QTY	REMARK
	1	1701354180	RR DOOR INTERIOR TRIM ASSY.	1	
	1	1701354180	RR DOOR LIGHT CHIMNEY	1	
	2		RR DOOR INTERIOR GLOVE COMPARTMENT	1	COLOUR
	3		RR DOOR SPEAKER COVER	1	COLOUR
	4	1800707180	RR DOOR HANDLE ASSY.	1	
	5		RR POWER WINDOW REGULATOR SWITCH PANEL ASSY.	1	
	6		RR DOOR UPPER INTERIOR TRIM	1	COLOUR
	7		LOCK BUTTON BOOT	1	
	8		LOCK BUTTON	1	
	9		RR DOOR LOWER INTERIOR TRIM	1	COLOUR
	10		RR DOOR CENTER INTERIOR TRIM ASSY.	1	COLOUR
	11		RR DOOR SOUND INSULATION MAT II	1	
	12		RR DOOR WATERPROOF FILM	1	
	13		RR DOOR SOUND INSULATION MAT I	1	
	14		CROSS HEAD BOLT-"C" TYPE	2	
	15	18410013	PLASTIC NUT	3	
	16	18410024	"D" TYPE CLIP	5	
	17		CROSS BIG HEAD BOLT-"C" TYPE	29	
	18		CROSS HEAD BOLT	1	
	19		DOOR INTERIOR TRIM CENTER MOUNTING COVER	1	COLOUR
20		SEAL	1		

# 8340 RR DOOR LOCK & HANDLE





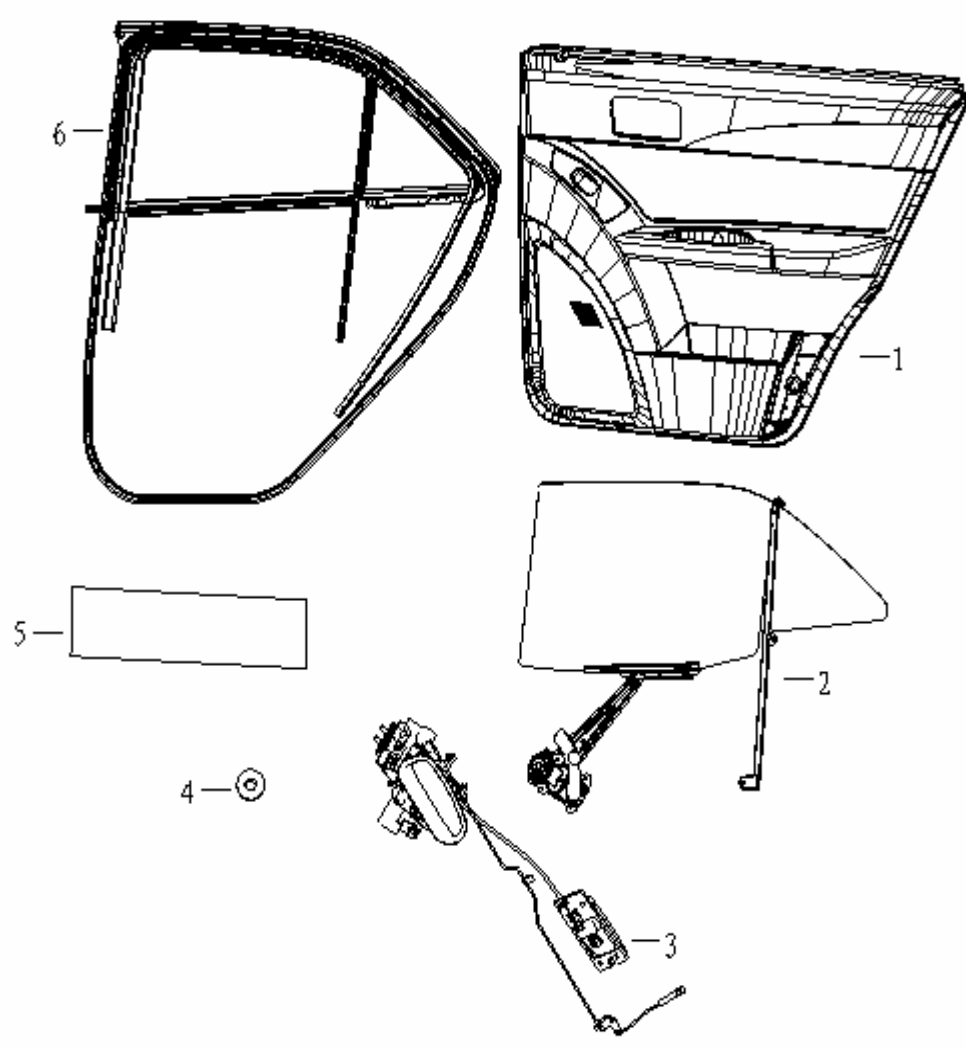
## 8340 RR DOOR LOCK & HANDLE

NO.	PART NO.	DES.	QTY	REMARK	NO.	PART NO.	DES.	QTY	REMARK
	1800693180	RR DOOR LOCK & HANDLE	1						
1	1800710180	RR DOOR EXTERIOR HANDLE ASSY.	1	COLOUR					
2		HEXAGON HEAD BOLT & WASHER ASSY.	2	M6x12					
3	1800697180	RR DOOR EXTERIOR UNLOCKING ROD	1						
4		CROSS HEAD BOLT & LOCK WASHER ASSY.	3						
5	1800693180	RR DOOR LOCK ASSY.	1						
6		HEXAGON FLANGE BOLT	1						
7	1800697180	RR DOOR INTERIOR UNLOCKING CABLE	1						
8	1800695180	RR DOOR LOCKING ROD ASSY.	1						
9		HEXAGON HEAD WITH CROSS BOLT	2						
10	1800707180	RR DOOR INTERIOR HANDLE ASSY.	1						
11		HEXAGON FLANGE NUT	1						
12		REAR LOCKING PULL ROD CLIP	1						
13	1068020090	RR DOOR LOCK ACTUATOR ASSY.							

# 8350 REAR DOOR WEATHERSTRIP

	NO.	PART NO.	DES.	QTY	REMARK
			RR DOOR SEAL	1	
	1	1800363180	LR DOOR QUARTER WINDOW WEATHERSTRIP	1	
	2	1800364180	RR DOOR QUARTER WINDOW WEATHERSTRIP	1	
	3	1800475180	SIDE WALL WEATHERSTRIP	1	
	4	1800671180	LR DOOR WINDOW GUIDE	1	
	5	1800674180	RR DOOR WINDOW GUIDE	1	
	6	1800714180	LR DOORFRAME WEATHERSTRIP	1	
	7	1800714180	RR DOORFRAME WEATHERSTRIP	1	
	8	1800367180	LR DOOR WINDOW EXTERIOR WEATHERSTRIP	1	
	9	1800368180	RR DOOR WINDOW EXTERIOR WEATHERSTRIP	1	
	10	1800369180	LR DOOR WINDOW INTERIOR WEATHERSTRIP	1	
	11	1800370180	RR DOOR WINDOW INTERIOR WEATHERSTRIP	1	
	12		DOOR WINDOW EXTERIOR WEATHERSTRIP FIXING CLIP	4	
13	1800714180	REAR DOORFRAME SEALING STRIP	1		

## 8360 RR DOOR INTERIOR TRIM & ACCESSORY

	NO.	PART NO.	DES.	QTY	REMARK
	1	1800654180	RR DOOR INTERIOR TRIM ASSY.	1	
	2	1800626180	RR DOOR POWER WINDOW REGULATOR	1	
	3	1800693180	RR DOOR LOCK & HANDLE	1	
	4	8200104175	DOOR CUSHION	1	
	5	16101193180	FRONT,REAR DOOR DAMPING	1	
	6	1800716180	RR DOOR WEATHERSTRIP	1	

### 8370 SEAT ASSY.

	NO.	PART NO.	DES.	QTY	REMARK
	1	1801808180	REAR SEAT BACK ASSY.	1	
	2	1801807180	REAR SEAT CUSHION ASSY.	1	
	3	1801705180	DRIVER SEAT	1	
	4	1801605180	RF SEAT ASSY.	1	
	5		HEXAGON HEAD BOLT & SPRING WASHER ASSY.	2	
	6		HEXAGON HEAD BOLT & SPRING WASHER ASSY.	8	
	7		REAR SEAT CIRCLIP SEAT BRACKET ASSY.	2	
	8	7005600001	LOCKING RING	2	
	9		HEXAGON HEAD BOLT & SPRING WASHER ASSY.	8	
	10	1801829180 180182918001	SEAT ADJUSTER HINGE COVER SEAT ADJUSTER HINGE COVER		BEIGE GRAY

## 8380 FRONT BUMPER ASSY.

	NO.	PART NO.	DES.	QTY	REMARK
			FRONT BUMPER ASSY.		
	1	1801433180	FRONT BUMPER	1	COLOUR
	2	1200160180	FRT BUMPER LEFT MOUNTING BRACKET	1	
	3	1200163180	FRT BUMPER RIGHT MOUNTING BRACKET	1	
	4	1801427180	RIGHT FOG LIGHT MOUNTING SEAT ASSY.	1	
	5	1801430180	LEFT FOG LIGHT MOUNTING SEAT ASSY.	1	
	6	1801419180	BUMPER RIGHT UPPER BRACKET ASSY.	1	
	7	1801417180	BUMPER LEFT UPPER BRACKET ASSY.	1	
	8	1801427180	FRT BUMPER LEFT MOUNTING SEAT ASSY.	1	
	9	1801430180	FRT BUMPER RIGHT MOUNTING SEAT ASSY.	1	
	10	1801431180	BUMPER UPPER BRACKET ASSY.	1	
	11	1801454180	AUX BUMPER SUB-ASSY.	1	
	12	1801407180	FR BUMPER CUSHION	1	
	13	1801483180	BUMPER RIGHT MOUNTING PLATE FIXING SEAT	1	
	14	1801470180	BUMPER LEFT MOUNTING PLATE FIXING SEAT	1	
	15		FRT BUMPER LEFT MOUNTING PLATE ASSY.	1	
	16		CROSS SLOT HEAD SELF-TAPPING SCREW	1	
	17		HEXAGON FLANGE BOLT M6x12	12	
	18	18410002	J TYPE CLIP	2	
	20		NAMEPLATE SOLEPLATE ASSY.	1	
	21	1801360180	RADIATOR GRILLE ASSY.	1	
	22		CROSS HEAD SCREW & PLAIN WASHER ASSY.	2	
	23		CROSS HEAD SCREW & PLAIN WASHER ASSY.	3	
	24		CROSS HEAD TAPPING SCREW & WASHER	2	

## 8390 REAR BUMPER ASSY.

	NO.	PART NO.	DES.	QTY	REMARK
	1	1018003783	REAR BUMPER ASSY.	1	08 VERSION
	2	1801519180	REAR BUMPER	1	
	3	18410002	"J" TYPE CLIP	7	
	4		HEXAGON BOLT & SPRING WASHER ASSY.	4	
	5		CROSS HEXAGON HEAD BOLT & WASHER ASSY.	2	
	6	1801520180	REAR BUMPER LEFT REINFORCEMENT ASSY.	1	
	7	1801523180	REAR BUMPER RIGHT REINFORCEMENT ASSY.	1	
	8	1801530180	REAR BUMPER RIGHT MOUNTING BRACKET ASSY.	1	
	9	1801526180	REAR BUMPER LEFT MOUNTING BRACKET ASSY.	1	
	10		CROSS HEXAGON HEAD BOLT & WASHER ASSY.	2	
	11		HEXAGON HEAD BOLT & SPRING WASHER ASSY.	4	

# 8400 EMBLEMS

	NO.	PART NO.	DES.	QTY	REMARK				
<div data-bbox="156 239 548 438"> <p><b>汽车空调系统</b></p> <p>制冷剂: R134a (HFC134a)</p> <p>润滑油: ND-01L8</p> </div> <div data-bbox="616 231 1019 438"> <p><b>制动液加注须知</b></p> <p>1 必须加注符合GB 12981中HZY4型制动液或FMVSS DOT4标准制动液</p> <p>2 禁止不同牌号的制动液混合使用</p> <p>3 制动液为有毒物品, 禁止眼、鼻、口等人体器官接触制动液</p> </div> <div data-bbox="168 462 638 598"> <p><b>注意:</b></p> <p>请使用与当地季节气候相适应配方的玻璃清洗液</p> </div> <div data-bbox="705 518 1008 710"> <p><b>轮胎气压</b></p> <table border="1"> <thead> <tr> <th>轮胎型号</th> <th>气压 kPa (kgf/cm<sup>2</sup>)</th> </tr> </thead> <tbody> <tr> <td>175/65R14</td> <td>220 (2.2)</td> </tr> </tbody> </table> </div> <div data-bbox="168 662 548 821"> </div> <div data-bbox="638 782 1008 877"> <p>请勿在运行时触摸皮带</p> </div> <div data-bbox="168 861 548 997"> <p><b>危险</b></p> <p>风扇运转是自动的, 不要把手伸到风扇运转区内。</p> </div> <div data-bbox="571 965 1019 1244"> <p><b>警告</b></p> <p>为避免人身伤亡事故:</p> <ol style="list-style-type: none"> <li>对于儿童, 后排座位是最安全的;</li> <li>应尽可能坐在远离安全气囊的后方;</li> <li>无论什么时候都要系好安全带, 使用儿童安全保护系统。</li> </ol> </div> <div data-bbox="168 1029 470 1157"> <p><b>儿童安全锁</b></p> <p>确定锁住后, 车门将无法从车内打开。 When locked, door won't open from inside.</p> </div> <div data-bbox="168 1204 560 1436"> <p><b>发动机保养须知</b></p> <p>除气门除外, 全部附件按下列条件进行。</p> <p>在怠速下, 连接空气滤清器, 将全部附件的电门置于关闭状态, 将冲程风门置于停止状态, 将变速器置于空档状态。</p> <p>发动机刚熄火, 怠速 (30%), 不要触摸燃油系统时, 上死点前40°</p> <p>(在怠速状态下, 试验连接管路时)</p> <p>气门间隙 (冷态)</p> <p>进气: 0.2±0.02毫米, 排气: 0.3±0.02毫米</p> </div>	轮胎型号	气压 kPa (kgf/cm <sup>2</sup> )	175/65R14	220 (2.2)	1	1018002927 MR6370A-3903101 1038000550 MR6370-3903212 MR6370A-3903104 MR6370-3903028 1018000967 1018002930 1038000580 MR7130A1-3903108 1018000488	EMBLEMS AC SYSTEM EMBLEM GLASS LOTION NOTICE EMBLEM HEADLIGHT ADJUST SHOW EMBLEM WARNING EMBLEM CHILDREN SAFETY SETUP EMBLEM ENGINE SERVICE NOTICE EMBLEM AIR BAG WARNING EMBLEM INSTEAD TIMING GEAR BELT EMBLEM TYRE PRESSURE EMBLEM BRAKE FLUID ADDITION NOTICE EMBLEM	1 1 1 1 1 2 1 1 1 1 1	120,000 KILOMETER
轮胎型号	气压 kPa (kgf/cm <sup>2</sup> )								
175/65R14	220 (2.2)								

## 8410 FRONT & REAR WINDSHIELD ASSY.

	NO.	PART NO.	DES.	QTY	REMARK
	1	1801209180	FRONT WINDSHIELD ASSY.	1	
	2	1801205180	FRONT WINDSHIELD WEATHERSTRIP	1	
	3	18410015	GLASS FIXING CLIP	2	
	4		INTERIOR REARVIEW MIRROR ASSY.	1	CHOOSE
		1802097180	INTERIOR REARVIEW MIRROR ASSY.	1	
	5	1801318180	REAR WINDSHIELD	1	
	6	1801311180	REAR WINDSHIELD WEATHERSTRIP	1	
	7		INTERIOR REARVIEW MIRROR MOUNTING	1	



# 8420 FRONT WIND DEFLECTOR

	NO.	PART NO.	DES.	QTY	REMARK
	1	1802932180	FRONT SEAL MOUNTING PLATE	1	RADIATOR FORWARD
	2	1800503180	LF WIND DEFLECTOR	1	
		1018002928	LF WIND DEFLECTOR	1	RADIATOR FORWARD
	3	1800504180	RF WIND DEFLECTOR	1	
		1018002929	RF WIND DEFLECTOR	1	RADIATOR FORWARD
	4	1800365180	FRONT SEAL	1	
	18410037	BUCKLE ASSY.	8		
6		"M" TYPE CLIP	2		

## 8430 ELECTRIC REARVIEW MIRROR & VENT COVER PLATE

	NO.	PART NO.	DES.	QTY	REMARK
	1	1802532180	LEFT ELECTRIC REARVIEW MIRROR ASSY.	1	COLOUR
	2	1802531180	RIGHT ELECTRIC REARVIEW MIRROR ASSY.	1	COLOUR
	3		HEXAGON FLANGE NUT	6	
	4	1802068180	RIGHT VENT COVER PLATE	1	
	5	1802067180	LEFT VENT COVER PLATE	1	
	6	18410007	"G" TYPE CLIP	6	
	7	18410006	"J" TYPE CLIP	6	
	8	1802249180	VENT COVER PLATE SEAL	1	
	9	1803917180	LEFT EXTERIOR REARVIEW MIRROR GLASS ASSY.	1	
	10	1803918180	RIGHT EXTERIOR REARVIEW MIRROR GLASS ASSY.	1	

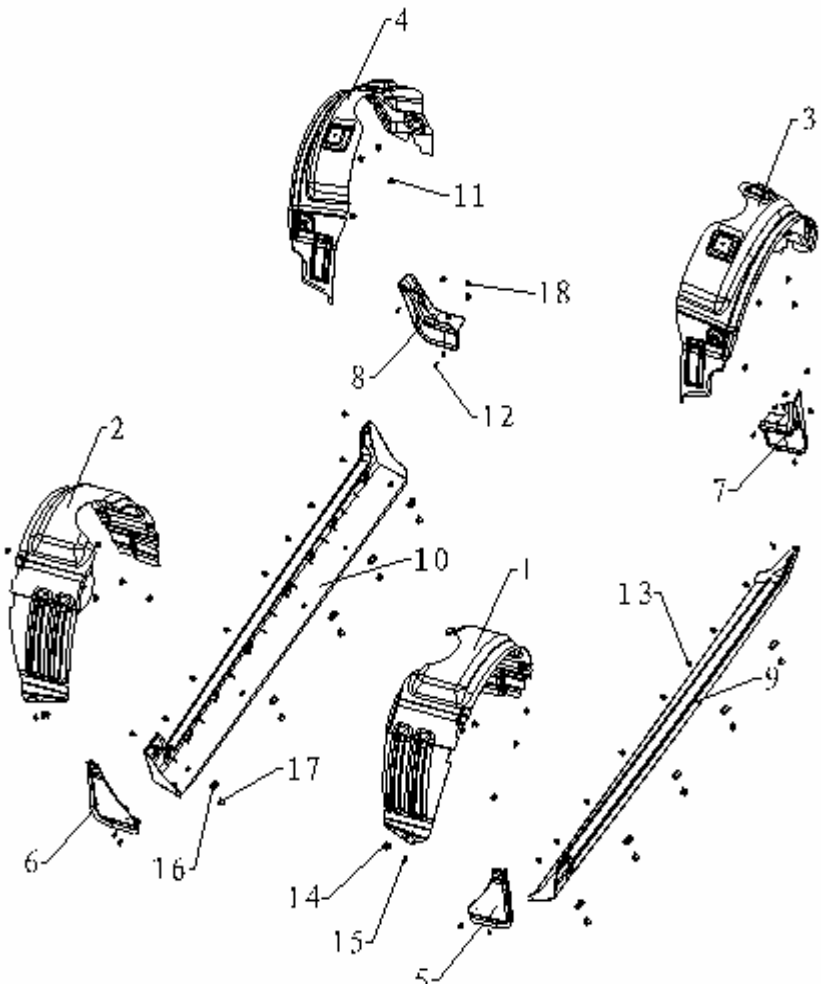
# 8440 OIL FILLER CAP

	NO.	PART NO.	DES.	QTY	REMARK
	1		OIL FILLER FRAME	1	
	2		OIL FILLER CAP	1	COLOUR
	3		OIL FILLER CAP CUSHION	2	
	4		OIL FILLER CAP SPRING SEAT	1	
	5		SPRING I	1	
	6		SPRING II	1	
	7		CROSS HEAD BOLT	2	
	8	1802545180	OIL FILLER CAP ASSY.	1	

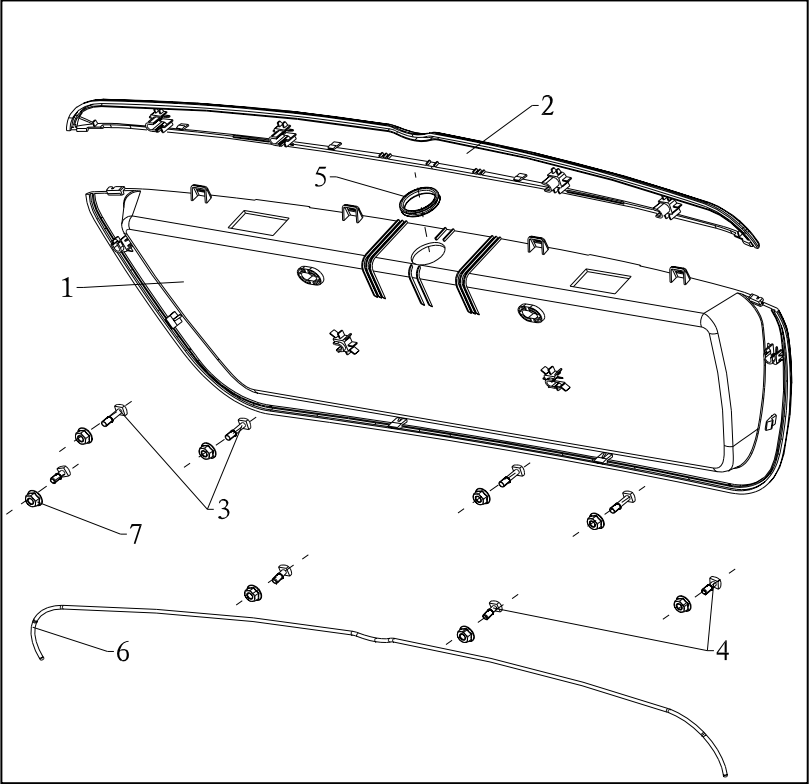
## 8450 ROOF SKIN & DOOR TRIM STRIP

	NO.	PART NO.	DES.	QTY	REMARK
	1	1802120180	ROOF SKIN RIGHT TRIM STRIP	1	
	2	1802119180	ROOF SKIN LEFT TRIM STRIP	1	
	3	1802518180	RF DOOR DEF-ATTRITION STRIP	1	COLOUR
	4	1802516180	LF DOOR DEF-ATTRITION STRIP	1	COLOUR
	5	1802521180	RR DOOR DEF-ATTRITION STRIP	1	COLOUR
	6	1802521180	LR DOOR DEF-ATTRITION STRIP	1	COLOUR

## 8460 SPLASH GUARD, WING & DOORSILL TRIM BOARD ASSY.

	NO.	PART NO.	DES.	QTY	REMARK
	1	1802525180	LF WING LINER	1	
	2	1802526180	RF WING LINER	1	
	3	1802527180	LR WING LINER	1	
	4	1802528180	RR WING LINER	1	
	5	1802540180	LF SPLASH GUARD	1	
	6	1802541180	RF SPLASH GUARD	1	
	7	1802542180	LR SPLASH GUARD	1	
	8	1802543180	RR SPLASH GUARD	1	
	9	1801740180	LOWER TRIM BOARD OF LH DOOR	1	
	10	1801741180	LOWER TRIM BOARD OF RH DOOR	1	
	11	18410002	"J" TYPE CLIP	18	
	12		CROSS HEAD BOLT & WASHER ASSY.	10	
	13	18410024	"D" TYPE CLIP	18	
	14		"U" TYPE PLYWOOD NUT	2	
	15		HEXAGON FLANGE BOLT-INCREASE	2	
	16	18410013	PLASTIC NUT	10	
	17		CROS HEXAGON HEAD BOLT & WASHER ASSY.	10	
	18	18410039	PLASTIC NUT	6	

# 8470 LICENSE PLATE ASSY.



NO.	PART NO.	DES.	QTY	REMARK
1		LICENSE PLATE FRAME MOUNTING PLATE	1	
2	1802553180	LICENSE PLATE FRAME MOUNTING BOARD TRIM	1	
3		SMALL HEAD BOLT	4	
4		SMALL HEAD BOLT	4	
5		LOCKHOLE GASKET	1	
6	8108073180	WASHER	1	
7		HEXAGON FLANGE NUT	1	
8	1802544180	LICENSE PLATE FRAME MOUNTING PLATE ASSY.	1	

## 8480 ENGINE HOOD INTERIOR TRIM & ACCESSORY

	NO.	PART NO.	DES.	QTY	REMARK
	1	1801107180	ENGINE HOOD SOUND INSULATION MAT	1	
	2	1801115180	ENGINE HOOD CABLE ASSY.	1	
	3	1801118180	ENGINE HOOD LOCK ASSY.	1	RADIOATR BACKWARD
		1802968180	ENGINE HOOD LOCK ASSY.	1	RADIOATR FORWARD
		1800536180	ENGINE HOOD LOCK BUCKLE UNLOCKING PULL ROD ASSY.	1	RADIATOR FORWARD
		1801123180	ENGINE HOOD LOCK BUCKLE ASSY.	1	RADIATOR BACKWARD
		1800524180	ENGINE HOOD LOCK BUCKLE ASSY.	1	RADIATOR FORWARD
	4		HEXAGON FLANGE BOLT	2	
	5		HEXAGON HEAD BOLT SPRING WASHER ASSY.	2	
	6		HEXAGON FLANGE NUT	1	
	7		HEXAGON HEAD CROSS BOLT & SPRING WASHER ASSY.	4	
	8		HEXAGON FLANGE BOLT	2	
	9	1801111180	ENGINE HOOD RIGHT AIR SPRING ASSY.	1	
	10	1801110180	ENGINE HOOD LEFT AIR SPRING ASSY.	1	
	1068020082	ENGINE HOOD STAY BAR	1	MANUAL	
	1068020084	ENGINE HOOD STAY BAR CLIP	1		
11		ENGINE HOOD LR CUSHION ASSY.	1		
12		ENGINE HOOD RR CUSHION ASSY.	1		
13	18410010	"E" TYPE CLIP	15		
14	6308011180	ENGINE HOOD FRONT CUSHION	2		

## 8490 SUNROOF FIXING ASSY.

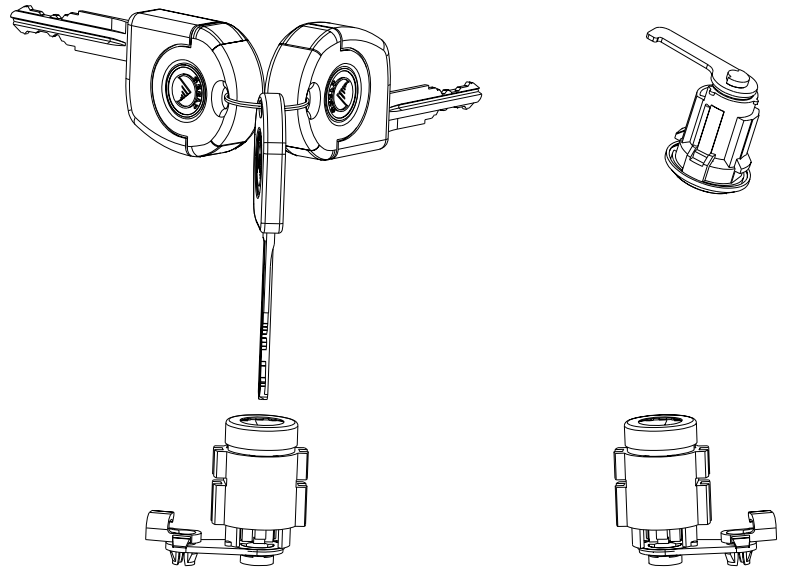
	NO.	PART NO.	DES.	QTY	REMARK
		1018001274	SUNROOF FIXING ASSY.	1	
	1	1018001275	SUNROOF ASSY.	1	
	2	1018001276	FRONT WATER PIPE	2	
	3	1018001277	REAR WATER PIPE	2	
	4	Q673B12	METAL STRIP SPRING HOOP	4	
	5	1018003651	SUNROOF CONNECTING PLATE	1	



## 8500 SEAT REPAIR KIT

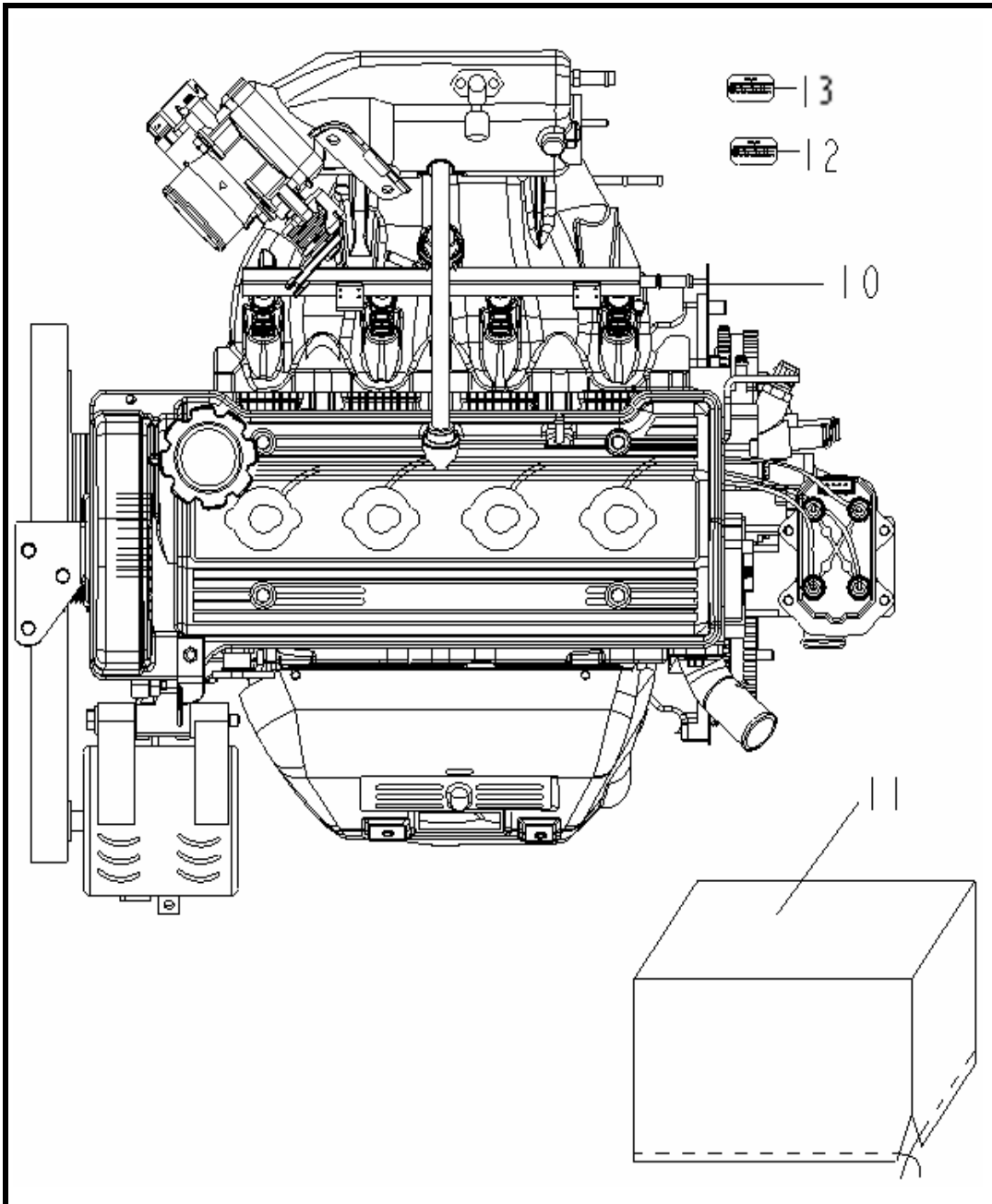
	NO.	PART NO.	DES.	QTY	REMARK
	1	1018003889	SEAT REPAIR KIT	1	
	2	1018003891	FRONT SEAT PILLOW	2	
	3		REAR SEAT PILLOW	2	
	4	1803894180	LF SEAT RIGHT ADJUSTER ASSY.	1	
	5	1803895180	LF SEAT LEFT ADJUSTER ASSY.	1	
	6		RF SEAT RIGHT ADJUSTER ASSY.	1	
	7		RF SEAT LEFT ADJUSTER ASSY.	1	
	8		LF SEAT LEFT TRIM COVER	1	
	9		LF SEAT LEFT SLIDE RAIL ASSY.	1	
	10	1801825180	ANGLE ADJUSTING WHEEL	1	
	11		LF SEAT LEFT ADJUSTER SUB-ASSY.	1	
	12		RF SEAT RIGHT TRIM COVER	1	
	13		RF SEAT RIGHT ADJUSTER SUB-ASSY.	1	
	14		RF SEAT RIGHT TRACK ASSY.	1	
	15	1803895180	FRONT SEAT ADJUST TRIM ASSY.	1	
	16	10182818001	FRONT SEAT SLIDE RAIL	1	
	16	SEAT ADJUSTING HANDLE	1		

# 8510 KEY & LOCK CYLINDER ASSY.

	NO.	PART NO.	DES.	QTY	REMARK
		180040518001	KEY & LOCK CYLINDER ASSY.	1	



# 1 PETROL ENGINE ASSEMBLY



NO.		DES	QTY	REMARK
10		PETROL ENGINE ASSEMBLY	1	
11		PETROL ENGINE FILM COVER (FOR TRANSPORTATION)	1	MR479Q
12		PETROL ENGINE MAINTAINANCE PASTER	1	
13		PETROL ENGINE MAINTAINANCE PASTER	1	MR479QA



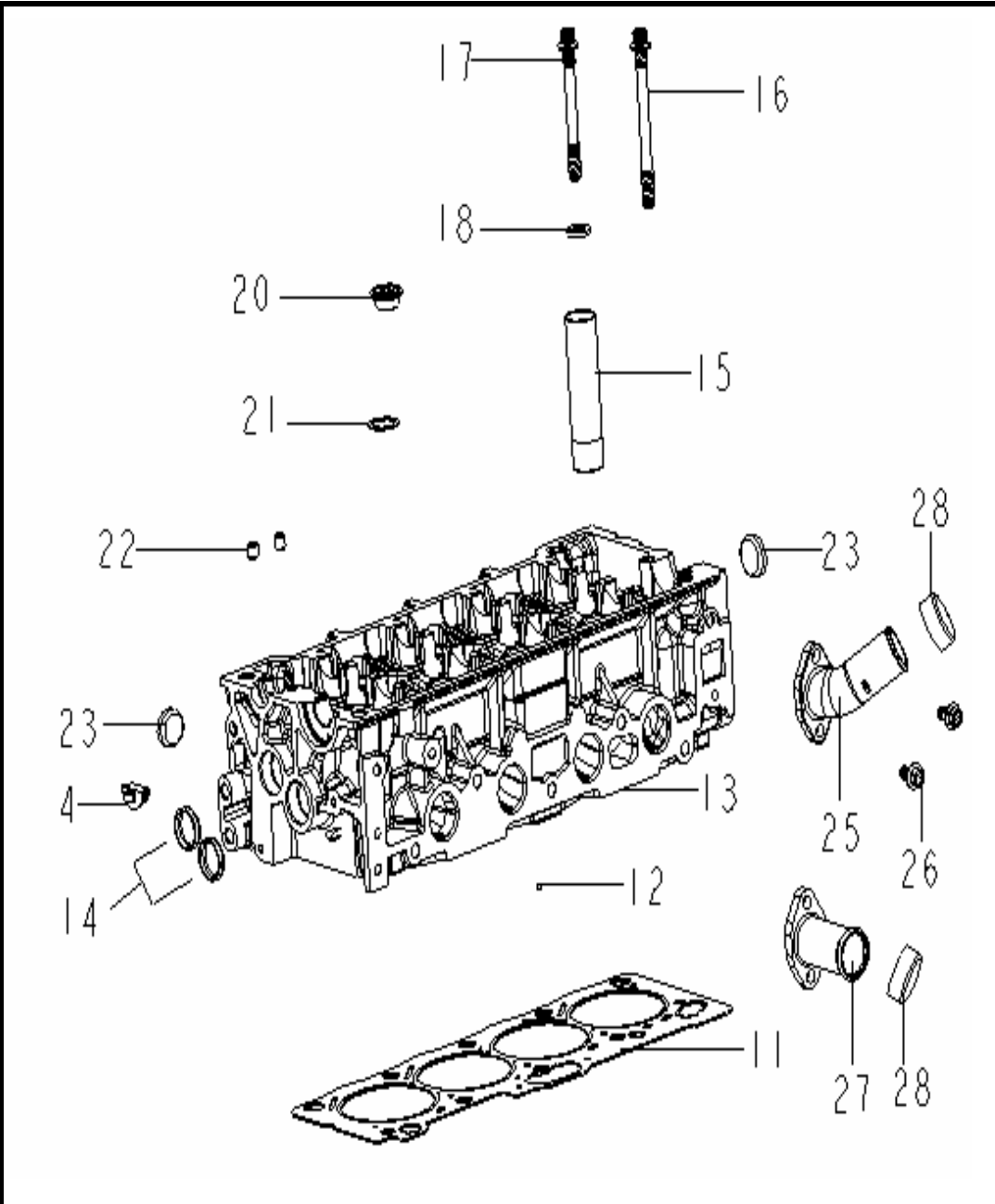
### 3 CYLINDER BLOCK SUB-ASSEMBLY

	NO.	PART NO.	DES	QTY	REMARK
		E000010010	CYLINDER BLOCK SUB-ASSEMBLY(MR479Q)	1	
		E000010002	CYLINDER BLOCK SUB-ASSEMBLY(MR479QA)		
		1086001043	CYLINDER BLOCK SUB-ASSEMBLY(MR481QA)		

## 4 CYLINDER HEAD COVER COMPONENTS

	NO.	PART NO.	DES	QTY	REMARK	
	10	E010400101	CYLINDER HEAD COVER	1		
		1086001126	CYLINDER HEAD COVER	1	EURO IV	
		11	E010400201	CYLINDER HEAD COVER OIL BAFFLER GASKET	1	
		12	E010400301	OIL BAFFLER A	1	
		13	E010400401	OIL BAFFLER B	1	
		14	E010001501	CYLINDER HEAD COVER GASKET	1	
			1086001127	CYLINDER HEAD COVER GASKET	1	EURO IV
		15	E010410005	CYLINDER HEAD OIL SEAL ASSEMBLY	4	
		16	E010400601	OIL CAP	1	
		17	E010402001	CONTROL VALVE	1	
		18	E010400501	VENTILATION HOSE JOINT	1	
		19		OIL CAP SEAL WASHER	1	
		20	E010401001	WIRE HARNESS BRACKET	1	
		21		WIRE HARNESS BRACKET FIXING BOLT M6x16	1	
		22	E010400901	SEAL SHEATH	1	
		23	E010400005	CYLINDER HEAD COVER COMPONENTS	1	
		24		NUT	4	
		25	E010401501	WASHER ASSEMBLY	4	
		26	E000000701	MR479Q PETROL ENGINE SCUTCHEON	1	
		27	E010002601	DOUBLE END STUD M6x83	4	
		28		COVER $\Phi$ 7x10 (FOR TRANSPORTATION)	1	
		29	E000000701	MR479QA PETROL ENGINE SCUTCHEON	1	

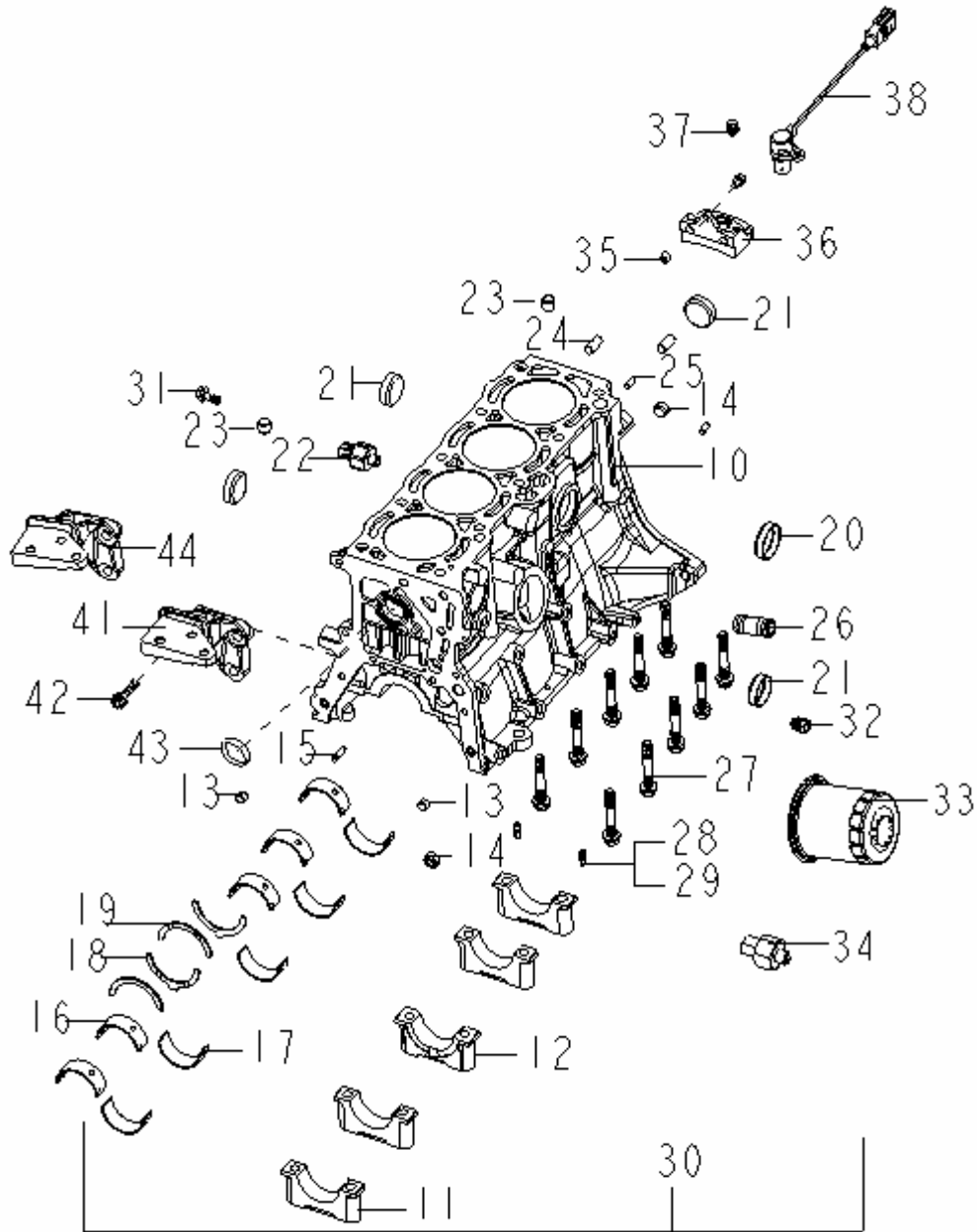
## 5 CYLINDER HEAD

	NO.	PART NO.	DES	QTY	REMARK
	11	E010001601	CYLINDER HEAD GASKET	1	
		1086000478	CYLINDER HEAD GASKET	1	EURO IV
	12		STEEL BALL	2	
	13	E010500105	CYLINDER HEAD	1	
		1086090101	CYLINDER HEAD (479QA)	1	EURO IV
		1086090100	CYLINDER HEAD (479Q)	1	EURO IV
	14	E010500301	SEALING COVER B	2	
	15	E010500601	SPARK PLUG TUBE	4	
	16	E010500901	CYLINDER HEAD BOLT M10x1.25x108	5	
	17	E010500801-01	CYLINDER HEAD BOLT M10x1.25x90	5	
	18	E010501001	WASHER $\Phi 20.5 \times 3$	10	
	20		CYLINDER HEAD PLUG M20x1.5	3	
	21		CYLINDER HEAD PLUG WASHER	3	
	22		ALIGNING PIN BUSH	6	
	23	E010500201	SEALING COVER A	2	
	24		SEMICIRCLE PLUG	1	
	25	E010001701	WATER OUTLET	1	
	26		WATER OUTLET FIXING BOLT	2	
	27		WATER OUTLET (FOR SHANGHAI MAPLE ONLY)	1	
	28		COVER $\Phi 32 \times 14$ (FOR TRANSPORTATION)	1	



## 6 CYLINDER BLOCK COMPONENTS

NO.	PART NO.	DES	QTY	REMARK
10	E020300104	CYLINDER BLOCK	1	479Q,479QA
	2100203121	CYLINDER BLOCK		481QA
11	1086000590	MAIN BEARING CAP (1ST, 2ND, 4TH, 5TH)	4	
12	1086000591	MAIN BEARING (3RD)	1	
13	E020300201	ALIGNING PIN $\Phi$ 11x8	2	
14	E020300401	OIL GALLERY BOLT R3/8x10	2	
15	E020300301	HANGING PIN $\Phi$ 6x22	1	
16	E020301401	UPPER MAIN BEARING	5	
17	E020301501	LOWER MAIN BEARING	5	
18	E020301601	CRANKSHAFT UPPER THRUST WASHER	2	
19	E020301701	CRANKSHAFT LOWER THRUST WASHER	2	
20	E020300901	SEALING COVER $\Phi$ 40	1	
21	E020300601	SEALING COVER $\Phi$ 35	4	
22	E150040005	KNOCK SENSOR	1	
23	1086001166	KNOCK SENSOR(479Q)	1	EURO IV
23	1086000787	KNOCK SENSOR(479QA)	1	EURO IV
24	E020300801	ALIGNING PIN $\Phi$ 13x12	2	
24	E020300501	ALIGNING PIN $\Phi$ 10x22	2	
25	E020300701	ALIGNING PIN $\Phi$ 6x14	2	
26		HEXAGON SOCKET DOUBLE END SCREW CANNULA	1	
27	E020302001	MAIN BEARING CAP BOLT M10x1.25x60	10	
28	E020302101	DOUBLE END STUD M6x18	2	
29		PREVAILING TORQUE TYPE HEXAGON NUT WITH FLANGE	2	M6
30		CYLINDER BLOCK COMPONENTS	1	
31		BOLT M8x12	1	



## 6 CYLINDER BLOCK COMPONENTS

NO.	PART NO.	DES	QTY	REMARK	NO.	PART NO.	DES	QTY	REMARK
32	E020301201	DRAIN PLUG R1/4x12	1						
33	E020800005	OIL FILTER COMPONENTS	1						
34	E020600005	OIL PRESSURE SWITCH	1						
35		SPEED SENSOR MOUNTING BRACKET ALIGNING PIN BUSH	2						
36	E020000201	SPEED SENSOR MOUNTING BRACKET	1						
37	E20110003	HEXAGON HEAD BOLT AND PLAIN WASHER ASSEMBLY	3						
38	E150030005	ROTATE SPEED SENSOR	1						
	2150030006	ROTATE SPEED SENSOR	1	EURO III					
	3170933320	ROTATE SPEED SENSOR	1	AT					
	1086001168	ROTATE SPEED SENSOR	1	EURO IV					
41	2000410104	ENGINE RIGHT MOUNTING BRACKET(CK-1)	1						
	1086000442	ENGINE RIGHT MOUNTING BRACKET(MK)							
	E000410101	ENGINE RIGHT MOUNTING BRACKET(OLD TYPE)	1						
42		BOLT	3						
43	E050000301	O RING 34.5x2.65	1						



## 8 PISTON CONNECTING ROD COMPONENTS

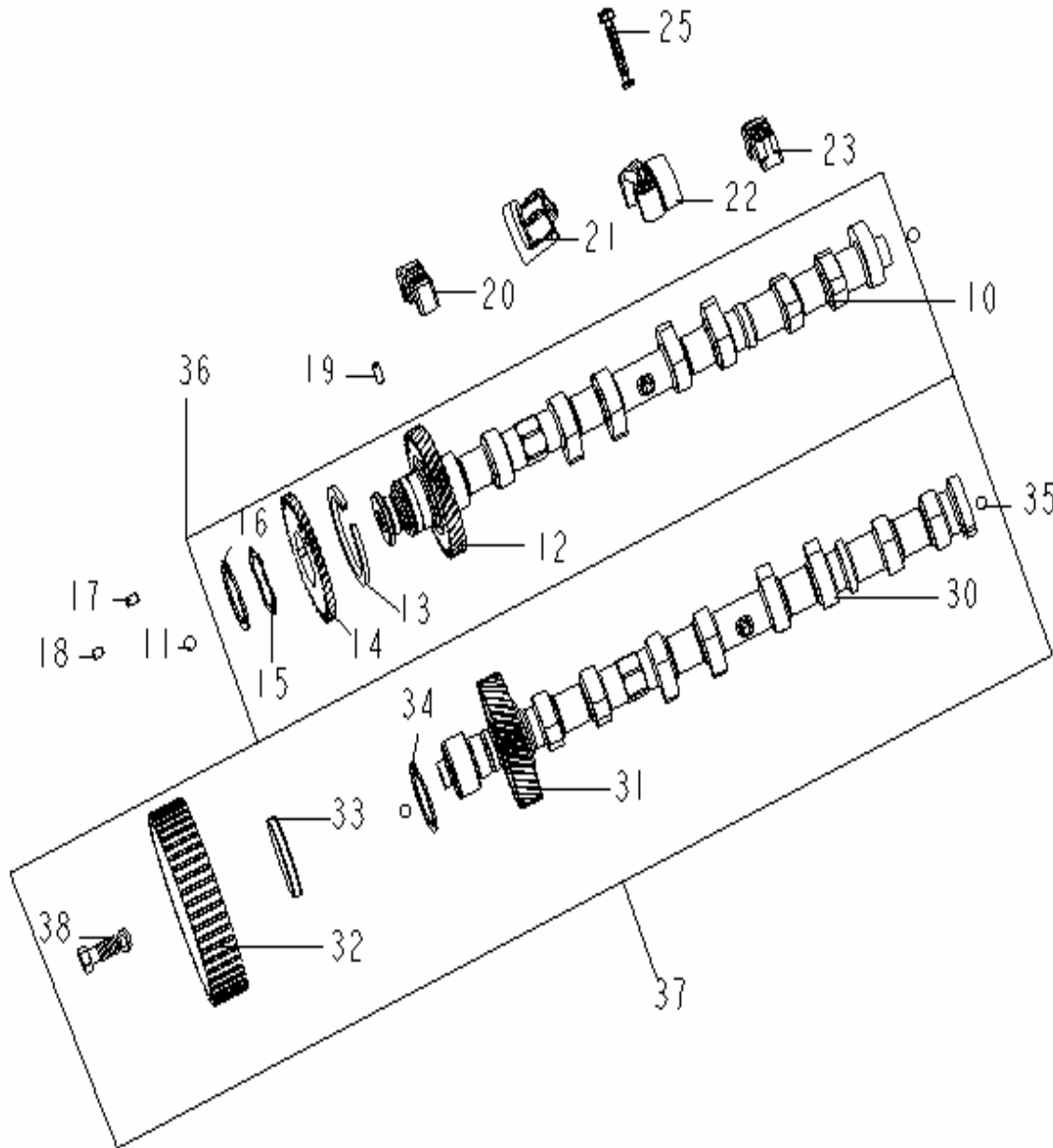
	NO.	PART NO.	DES	QTY	REMARK
	11		TOP COMPRESSION RING	4	
	12		SECOND COMPRESSION RING	4	
	13		OIL RING EXPANDER	4	
	14		OIL RING SIDE RAIL	8	
	15		OIL RING COMPONENTS	4	
	16	E020110010	PISTON RING COMPONENTS	4	479Q,479QA
		2100404021	PISTON RING COMPONENTS		481QA
	17	E020100103-01	PISTON	4	479Q
	26	E020100106	PISTON	4	479QA
		2100401121	PISTON	4	481QA
	18	E020100403	PISTON PIN	4	
	19		CONNECTING ROD BODY	4	
	20		CONNECTING ROD BOLT	8	
	21		CONNECTING ROD HEAD	4	
	22		CONNECTING ROD NUT	8	
	23	E020120501	CONNECTING ROD BEARINGS	8	
	24	E020120005	CONNECTING ROD COMPONENTS	4	
	25		PISTON CONNECTING ROD COMPONENTS	4	
	26	E020100106	PISTON (479QA)	4	
	27	MR479QA PISTON CONNECTING ROD COMPONENTS		4	

## 9 CRANKSHAFT FLYWHEEL COMPONENT

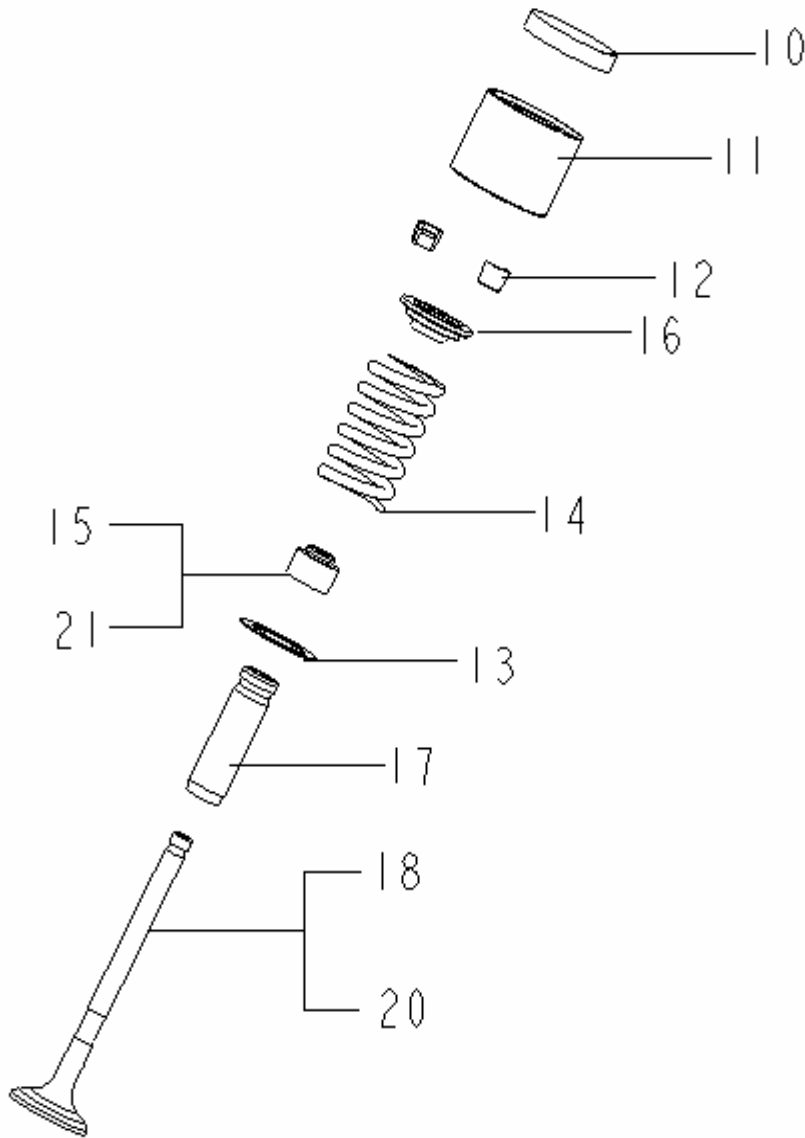
	NO.	PART NO.	DES	QTY	REMARK
<p>The diagram shows an exploded view of the crankshaft flywheel assembly. Key components include: 11 and 12 (fixing bolt and washer for the belt pulley), 13 (semicircle key), 14 (MR479Q crankshaft), 15 (crankshaft components), 21 (rear oil seal retainer gasket), 22 (crankshaft rear oil seal retainer), 23 (hexagon flange bolt), 24 (crankshaft rear oil seal assembly), 25 (rear oil seal retainer components), 26 (clutch housing plate), 27 (hexagon head bolt and plain washer assembly), 31 (flywheel gear ring), 32 (two flywheel options), 33 (flywheel fixing bolt), 34 (aligning pin), 35 (flywheel components), 41 (sensor plate), 42 (crankshaft flywheel components), 43 (MR479QA crankshaft), 44 (MR479QA crankshaft components), and 45 (MR479QA crankshaft flywheel components).</p>	11	E020210301	CRANKSHAFT BELT PULLEY FIXING BOLT	1	
	12		WASHER	1	
	13	E020210201	SEMICIRCLE KEY	1	
	14	E020210103	CRANKSHAFT MR479Q	1	
	15		CRANKSHAFT COMPONENTS	1	
	21	E020500201	REAR OIL SEAL RETAINER GASKET	1	
	22	E020500005	CRANKSHAFT REAR OIL SEAL RETAINER	1	
	23	E20103011	HEXAGON FLANGE BOLT-PRODUCT GRADE B	6	M6x16
	24	E020510005	CRANKSHAFT REAR OIL SEAL ASSEMBLY	1	
	25		REAR OIL SEAL RETAINER COMPONENTS	1	
	26	E020000101	CLUTCH HOUSING PLATE	1	
	27		HEXAGON HEAD BOLT AND PLAIN WASHER ASSEMBLY	2	M6x13
	31		FLYWHEEL GEAR RING	1	
	32	E020220104	FLYWHEEL	1	
	33	1086000783	FLYWHEEL	1	EURO IV
	33	E020220501	FLYWHEEL FIXING BOLT M10x1.25x23	6	
	34	E020220301	ALIGNING PIN $\Phi 8 \times 20$	3	
	35	E020220104	FLYWHEEL COMPONENTS	1	
	41		SENSOR PLATE	1	
	42		CRANKSHAFT FLYWHEEL COMPONENTS	1	
43	E020210106	CRANKSHAFT MR479QA	1		
44		MR479QA CRANKSHAFT COMPONENTS	1		
45		MR479QA CRANKSHAFT FLYWHEEL COMPONENTS	1		

## 10 CAMSHAFT

NO.	PART NO.	DES	QTY	REMARK
10	E010110101	INTAKE CAMSHAFT	1	
11		STEEL BALL	2	
12	E010110301	DRIVING GEAR	1	
13	E010110501	SUB-GEAR	1	
14	E010110401	CAMSHAFT GEAR SPRING	1	
15	E010110701	WAVE WASHER	1	
16	E010110801	SNAP RING	1	
17	E010110601	DRIVING GEAR ALIGNING PIN $\Phi$ 5x8	1	
18	E010110201	SUB-GEAR ALIGNING PIN $\Phi$ 5x7	1	
19	E010120201	ALIGNING PIN $\Phi$ 5x12	1	
20	E010000103	INTAKE CAMSHAFT BEARING CAP A	1	
21		EXHAUST CAMSHAFT BEARING CAP A	1	
22		EXHAUST CAMSHAFT BEARING CAP B	1	
23	E010000203	CAMSHAFT BEARING CAP	8	
25	E010002701	CAMSHAFT BEARING CAP BOLT	18	
30	E010120101	EXHAUST CAMSHAFT(479Q & 479QA - EURO III)	1	479Q EUROIV 479QA EUROIV
	1086001125	EXHAUST CAMSHAFT	1	
31	E010120301	TRANSMITTING GEAR	1	
32	E030000101	CAMSHAFT TIMING BELT GUIDE	1	
33	E010130010	EXHAUST CAMSHAFT OIL SEAL ASSEMBLY	1	
34		SNAP RING	1	
35		STEEL BALL	2	
36	E010110005	INTAKE CAMSHAFT COMPONENTS	1	
37	E010120005	EXHAUST CAMSHAFT COMPONENTS	1	
38	E030000801	CAMSHAFT TIMING BELT GUIDE FIXING BOLT	1	

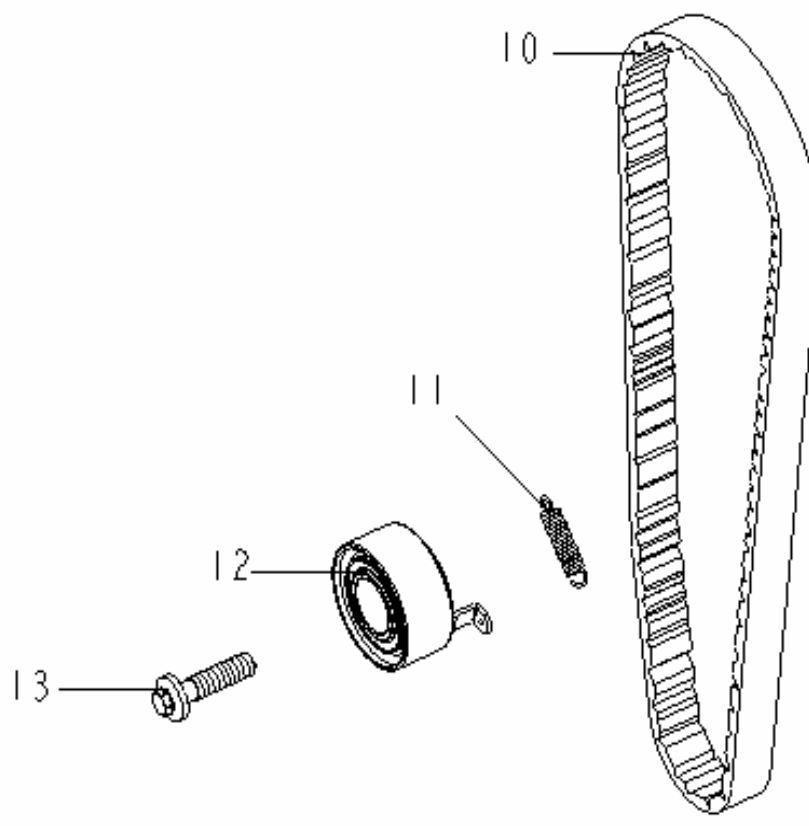


# 11 VALVE



NO.	PART NO.	DES	QTY	REMARK
10	E010001201	SHIM	16	
11	E010001101	VALVE TAPPET	16	
	1086001194	VALVE TAPPET	16	EUROIV
12	E010001001	VALVE KEEPER	32	
13	E010000901	VALVE SPRING SEAT	16	
14	E010000801	VALVE SPRING	16	
15	E010510005	INTAKE OIL SEAL ASSEMBLY	8	
16	E010000701	VALVE SPRING RETAINER	16	
17	E010500703	VALVE GUIDE	16	
18	E010000501	INTAKE VALVE	8	
20	E010000601	EXHAUST VALVE	8	
21	E010520005	EXHAUST OIL SEAL ASSEMBLY	8	

## 12 TIMING BELT

	NO.	PART NO.	DES	QTY	REMARK
	10	E030000701	TIMING BELT	1	
	11	E030000501	TENSION SPRING	1	
	12	E030200005	BELT TENSIONER COMPONENTS	1	
	13	E030000901	TIMING BELT TENSIONER FIXING BOLT	1	M10x1.25x40



# 13 OIL PUMP ASSEMBLY

	NO.	PART NO.	DES	QTY	REMARK
	10	E040000401	CRANKSHAFT FRONT OIL SEAL RETAINER GASKET	1	
	11		SCREW M6x10	5	
	12		OIL PUMP BODY COVER	1	
	13		DRIVING ROTOR	1	
	14		DRIVEN ROTOR	1	
	15		OIL PUMP BODY	1	
	16	E040000601	OIL PUMP SHORT FIXING BOLT M8x25	5	
	17	E040000701	OIL PUMP FIXING BOLT M8x35	2	
	18		ALIGNING PIN BUSH	1	
	19	E040000801	DOUBLE END STUD M6x22	2	
	20		RETAINER	1	
	21	E040110005	CRANKSHAFT FRONT OIL SEAL ASSEMBLY	1	
	22		OIL PUMP PRESSURE RELIEF VALVE	1	
	23		SPRING	1	
	24		SNAP RING	1	
	25		HEXAGON SOCKET PLUG R3/8x10	1	
	26		PREVAILING TORQUE TYPE HEXAGON NUT WITH FLANGE	2	M6
	27	E040100005	OIL PUMP ASSEMBLY	1	

## 14 OIL STRAINER AND OIL PAN COMPONENTS

	NO.	PART NO.	DES	QTY	REMARK
	10	E020400005	OIL PAN COMPONENT	1	
	11		BAFFLE BOARD	1	
	12		NUT M12x1.25	1	
	13		OIL PAN	1	
	14	E020400201	OIL DRAIN PLUG WASHER ★	1	
	15		PREVAILING TORQUE TYPE HEXAGON NUT WITH FLANGE	2	M6
	16	E020400101	OIL DRAIN PLUG M12x1.25x16	1	
	17		HEXAGON HEAD BOLT AND PLAIN WASHER ASSEMBLY	19	M6x12
	21	E020900101	OIL STRAINER GASKET ★	1	
	22	E020900005	OIL STRAINER	1	
	23		PREVAILING TORQUE TYPE HEXAGON NUT WITH FLANGE	2	M6
	24		HEXAGON HEAD BOLT AND PLAIN WASHER ASSEMBLY	2	M6x12
	30	E000100005	OIL DIPSTICK	1	
	31		HEXAGON HEAD BOLT AND PLAIN WASHER ASSEMBLY	1	M6x12
32		O RING 10x1.8 ★	1		
33		PETROL ENGINE QUALIFICATION CERTIFICATION	1	MR479Q	
34		PETROL ENGINE QUALIFICATION CERTIFICATION	1	MR479QA	

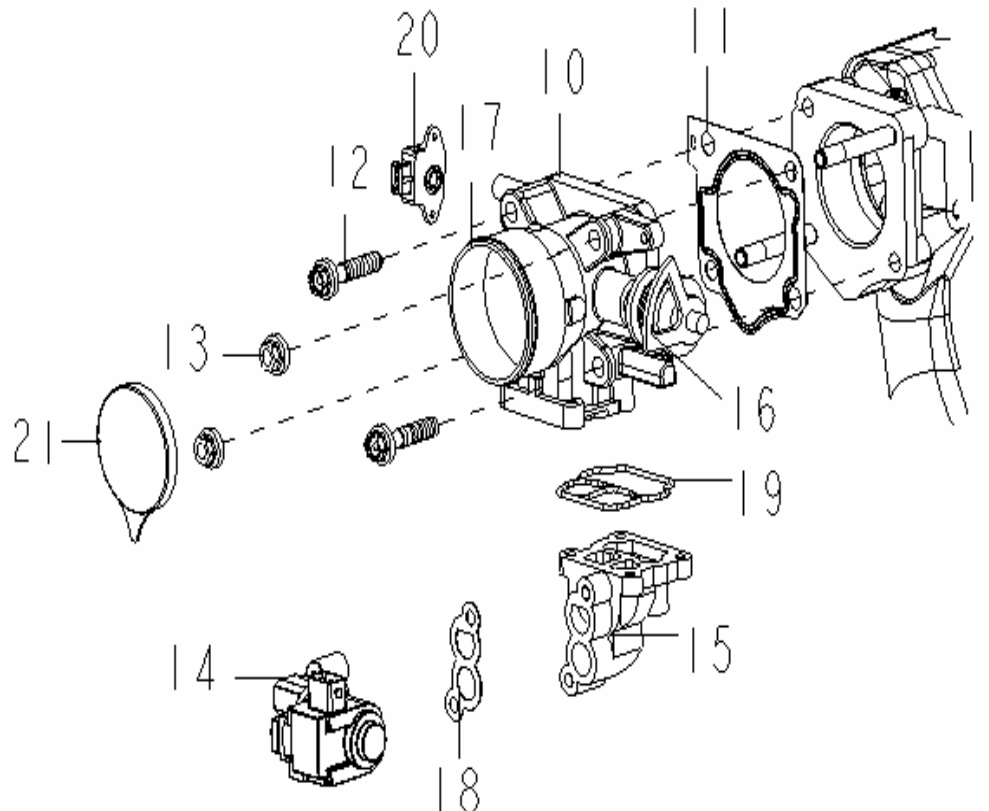
## 15 THERMOSTAT ASSEMBLY

	NO.	PART NO.	DES	QTY	REMARK
	10	E060100005	WATER INLET HOUSING	1	
	11		SIMPLE CIRCULATION WATER INLET/OUTLET PIPE JOINT	2	
	12		COOLING WATER BYPASS HOSE JOINT	2	
	13	E150050005	WATER TEMPERATURE SENSOR	1	
		1086001129	WATER TEMPERATURE SENSOR(479Q)	1	EURO IV
		1086001163	WATER TEMPERATURE SENSOR(479QA)	1	EURO IV
	14	E040000701	OIL PUMP FIXING BOLT	1	
	15	E060000201	SEAL WASHER	1	
	16	E060020005	THERMOSTAT	1	
	17	E060000101	WATER INTEL	1	
	18		DOUBLE END STUD M6x25	2	
	19		PREVAILING TORQUE TYPE HEXAGON NUT WITH FLANGE	2	M6
	20		THERMOSTAT ASSEMBLY	1	
	21	E010501301	DOUBLE END STUD M8x45	2	
	22		WATER INLET (FOR SHANGHAI MAPLE ONLY)	1	
	23		PLUG FOR WATER TEMPERAURE SWITCH SCREW	1	
	24		COVER $\Phi$ 32X14 (FOR TRANSPORTATION)	1	
	25		COVER $\Phi$ 17X12 (FOR TRANSPORTATION)	2	

## 16 WATER PUMP ASSEMBLY

	NO.	PART NO.	DES	QTY	REMARK
	10	E050000201	WATER PUMP PULLEY	1	CK
		2160197501	WATER PUMP PULLEY	1	MK
	11		PULLEY SEAT	1	
	12		HEXAGON HEAD BOLT AND PLAIN WASHER ASSEMBLY	4	M6x12
	13		WATER PUMP PIVOT BEARING	1	
	14		WATER PUMP FIXING BOLT M8x35	3	
	15		WATER PUMP BODY	1	
	16		ROTOR	1	
	17		WATER PUMP GASKET	1	
	18		WATER PUMP SUCTION COVER	1	
	19	E050200501	WATER PUMP INLET PIPE GASKET	1	
	20	E050200201	INLET HOSE	1	
	21	E050200301	CLIP	2	
	22	E050210005	WATER TEMPERATURE GAUGE SENSOR	1	
	23	E050200401	2# WATER INLET PIPE	1	
	23	1086001162	2# WATER INLET PIPE	1	EURO IV
	24	E050100005	WATER PUMP BODY ASSEMBLY	1	
	25		WATER PUMP SEAL	1	
	26		WATER PUMP ASSEMBLY	1	
	27		DOUBLE END STUD M6x25	1	
	28	E010501401	DOUBLE END STUD M8x33.5	2	

## 17-1 THROTTLE(EURO II)

	NO.	PART NO.	DES	QTY	REMARK
 <p>The diagram shows an exploded view of the throttle body assembly. Part 10 is the main throttle body housing. Part 11 is the gasket for the housing. Part 12 is a mounting bolt, and part 13 is a hex nut. Part 14 is the idle adjuster, with part 15 being its seat. Part 16 is the control rocker assembly. Part 17 is another throttle body component. Part 18 is the idle adjuster gasket, and part 19 is a seal washer. Part 20 is the throttle position sensor, and part 21 is the throttle cover. The diagram also shows a spring (18) and a control lever (15).</p>	10	E110320005	THROTTLE BODY COMPONENTS	1	
	11	E110301001	THROTTLE BODY GASKET	2	
	12		THROTTLE BODY MOUNTING BOLT M8x54	2	
	13		PREVAILING TORQUE TYPE HEXAGON NUT WITH FLANGE	1	M8
	14	E582001372	ADJUSTER-IDLE	1	
	15	E1103002030-01	ADJUSTER-IDLE SEAT	1	
	16	E110330005	CONTROL ROCKER COMPONENTS	1	
	17	E110320005	THROTTLE BODY COMPONENTS	1	
	18	E110300301	ADJUSTER-IDLE GASKET	1	
	19	E110301301	SEAL WASHER	1	
	20	E150070005	THROTTLE POSITION SENSOR	1	
	21	E390030901	THROTTLE COVER	1	

## 17-2 THROTTLE(EURO III & EURO IV)

	NO.	PART NO.	DES	QTY	REMARK
	10	2110710012-01	THROTTLE BODY COMPONENTS	1	479Q & 479QA
	2110300008-01	THROTTLE ASSY.(EURO III & EURO IV)	1	479Q & 479QA	
	2110005023	THROTTLE BODY COMPONENTS	1	481QA	
	1086000674-01	THROTTLE ASSY.(EURO III)	1	481QA	
	1086001158-01	THROTTLE ASSY.(EURO IV)	1	481QA	
11	E110301001	MR 479Q/QA THROTTLE BODY GASKET	1		
	2110301021	MR481QA THROTTLE BODY GASKET	1		
	1086001161	THROTTLE BODY GASKET	1	EURO IV	
12		FUEL TUBE FIXING BOLT	2		
13		HEXAGON FLANGE NUT M8	2		
14	1107130002	STEP MOTOR(EURO III & EURO IV)	1	479Q & 479QA	
	2150080008	STEP MOTOR (EURO III)	1	481QA	
	1086001156	STEP MOTOR (EURO IV)	1	481QA	
15	E150070005	THROTTLE POSITION SENSOR	1		

## 18 INTAKE MANIFOLD COMPONENTS

	NO.	PART NO.	DES	QTY	REMARK
	11		HEXAGON FLANGE BOLT M8x14	2	
	12		ACCELERATOR LEVER CLIP	1	
	13		DOUBLE END STUD M6x25	2	
	14	E010200101	INTAKE MANIFOLD	1	CK
	14	1086001147	INTAKE MANIFOLD(479Q)	1	EURO IV
	14	1086000511	INTAKE MANIFOLD	1	MK
	14	1086001172	INTAKE MANIFOLD(479QA)	1	EURO IV
	15	E020300601	COVER	1	
	16	E010200301	STRAIGHT PIPE JOINT A	1	
	17	E010200601	HEXAGON HEAD PIPE JOINT R1/18x18	1	
	18		DUSTPROOF PLUG	1	
	19	E010200501	STRAIGHT PIPE JOINT B	1	
	23	E010200201	BENDED PIPE JOINT	1	
	24	E050010005	INTAKE TEMPERATURE AND PRESSURE SENSOR	1	EURO II
	24	2150010006	INTAKE TEMPERATURE AND PRESSURE SENSOR	1	EURO III
	24	1086001167	INTAKE TEMPERATURE AND PRESSURE SENSOR (479Q)	1	EURO IV
	24	1086000786	INTAKE TEMPERATURE AND PRESSURE SENSOR (479QA)	1	EURO IV
	25		HEXAGON HEAD BOLT AND PLAIN WASHER ASSEMBLY	2	M6x16
	26	E110300501	COOLING WATER BYPASS HOSE	2	
	26	1086005001	COOLING WATER BYPASS HOSE	2	EURO IV
	27	E110120105	FUEL RETURN PIPE & BRACKET ASSY.	1	
	27	1086001173	FUEL RETURN PIPE & BRACKET ASSY.(479Q)	1	EURO IV
	27	1086001174	FUEL RETURN PIPE & BRACKET ASSY.(479QA)	1	EURO IV
	28		PREVAILING TORQUE TYPE HEXAGON NUT WITH FLANGE	2	M6
	29	E010001301	INTAKE MANIFOLD GASKET	1	

## 18 INTAKE MANIFOLD COMPONENTS

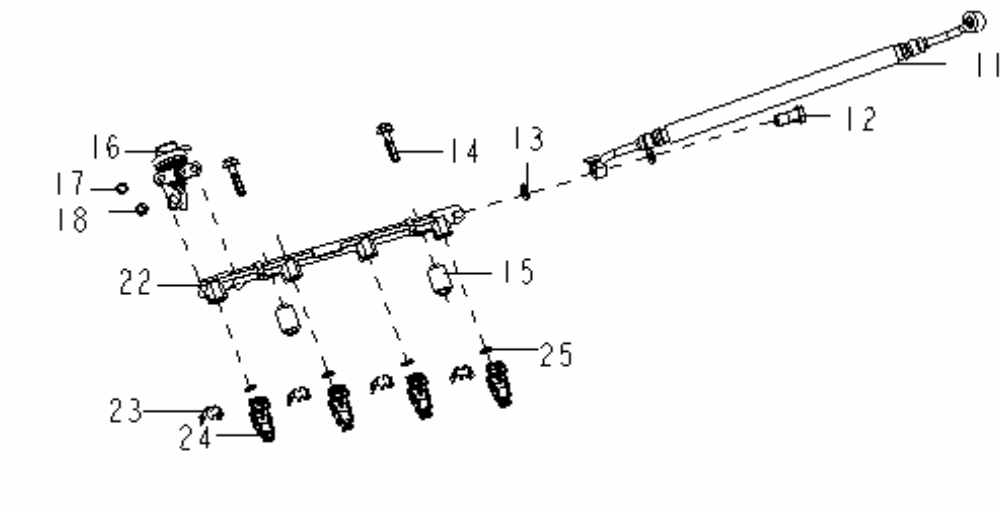
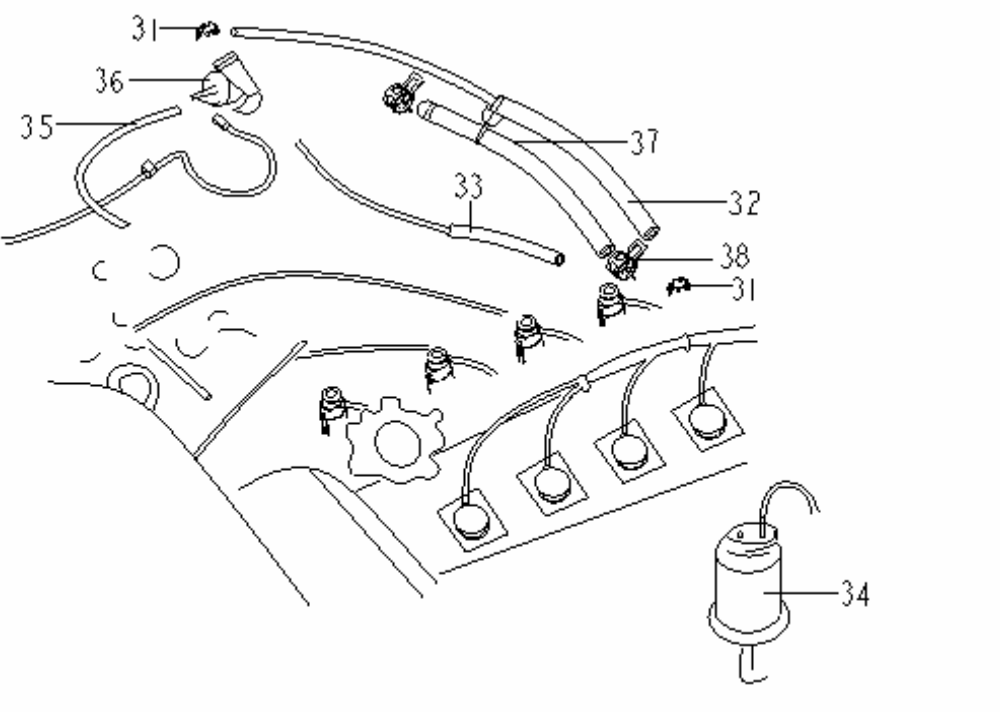
NO.	PART NO.	DES	QTY	REMARK	NO.	PART NO.	DES	QTY	REMARK
31	E010501501	DOUBLE END STUD M8x35	2						
32		INTAKE MANIFOLD STAY FIXING BOLT M8x16	1						
33		HEXAGON HEAD BOLT AND PLAIN WASHER ASSEMBLY	1	M6x16					
34	2010200901	INTAKE MANIFOLD STAY	1						
35	E110100101	FUEL RETURN HOSE	1						
36		INTAKE MANIFOLD FIXING BOLT	7						
37		DOUBLE END STUD M8x62	2						
40	E010200005	INTAKE MANIFOLD COMPONENTS	1						
41		HEXAGON HEAD BOLT AND PLAIN WASHER ASSEMBLY	1	M10x1.25x20					
42		PIPE	2						
43		CLIP	2						
44		CLIP	4						
45		CLIP	2						
46		COVER $\Phi$ 3.5x9 (FOR TRANSPORTATION)	1						
47		COVER $\Phi$ 7x10 (FOR TRANSPORTATION)	1						
	1086000233	INTAKE TEMPERATURE & PRESSURE SENSOR BRACKET	1	EURO IV					



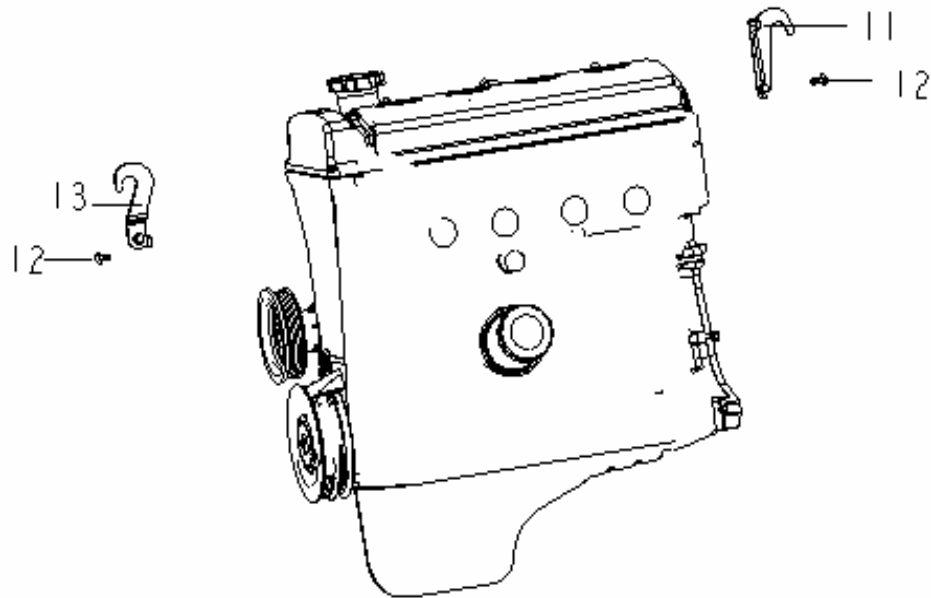
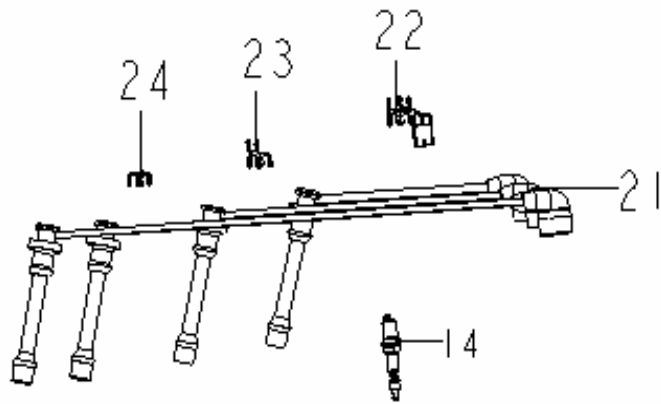
## 19 EXHAUST MANIFOLD COMPONENTS

	NO.	PART NO.	DES	QTY	REMARK
	10		EXHAUST MANIFOLD	1	
	11	2150020006	OXYGEN SENSOR	1	EURO III
		E150020005	OXYGEN SENSOR	1	EURO II
		1086001114	OXYGEN SENSOR(479Q)	1	EURO IV
		1086000727	OXYGEN SENSOR(479QA)	1	EURO IV
	12		EXHAUST MANIFOLD STAY	1	
	13	E010300901	DOUBLE END STUD M10x1.25x40	5	
	14	E010310005	UPPER HEAT INSULATOR	1	
	15		UPPER/LOWER HEAT INSULATOR FIXING BOLT	6	M6x12
	16		EXHAUST MANIFOLD STAY FIXING BOLT M8x25	1	
	17		NUT M10x1.25	5	
	18	E010300401	LOWER HEAT INSULATOR	1	
	19	E010001401	EXHAUST MANIFOLD GASKET	1	
	20	E010300005	EXHAUST MANIFOLD COMPONENTS	1	
		1016002576	EXHAUST MANIFOLD COMPONENTS(479Q)	1	EURO IV
		1016002577	EXHAUST MANIFOLD COMPONENTS(TWC)(479QA)	1	EURO IV
	21		HEXAGON HEAD BOLT AND PLAIN WASHER ASSEMBLY	1	M10x1.25x20
	22		WIRE CLIP	1	

## 20 FUEL INJECTOR

	NO.	PART NO.	DES	QTY	REMARK
					
	11	E110220005	FUEL INLET HOSE COMPONENTS	1	
	12		FUEL HOSE BOLT M12x1.25x16	1	
	13	E110200401	FUEL HOSE BOLT GASKET	2	
	14		FUEL HOSE FIXING BOLT M8x50	2	
	15	E010201001	FUEL RAIL INSULATOR(479Q & 479QA - EURO III)	2	479Q EURO IV
		1086001160	FUEL RAIL INSULATOR	2	479QA EURO IV
	16	E150140005	FUEL PRESSURE REGULATOR	1	
		1086000752	FUEL PRESSURE REGULATOR	1	EURO IV
	17	2110110101	O RING	1	
	18		HEXAGON HEAD BOLT AND PLAIN WASHER ASSEMBLY	2	M6x12
	22	E110200201	FUEL RAIL COMPONENTS	1	
		1086001164	FUEL RAIL COMPONENTS	1	EURO IV
	24	E150060005	FUEL INJECTOR ASSEMBLY	4	
		1086001154	FUEL INJECTOR ASSEMBLY	4	EURO IV
	25	1086001118	O RING 15x8x3.5	8	
	32	E100512201	VACUUM HOSE	1	
		1086001160	VACUUM HOSE (479Q)	1	EURO IV
		1086001192	VACUUM HOSE (479QA)	1	EURO IV
	33	1104510101	CHARCOAL CANISTER HOSE	1	
	34	1601241180	CHARCOAL CANISTER (EURO II)	1	
		1601529180	CHARCOAL CANISTER (EURO III)	1	
		1016001357	CONTROL CANISTER(RHD)	1	
	35	1131101101	FUEL EVAPORATIVE EMISSION HOSE	1	
	36	E150090005	CHARCOAL CANISTER PURGE VALVE	1	
	37	E010004001	PCV HOSE	1	

## 21 IGNITION CABLE ASSEMBLY



NO.	PART NO.	DES	QTY	REMARK
11	E000000301	REAR HANGER	1	
12		HEXAGON HEAD BOLT AND PLAIN WASHER ASSEMBLY	2	M10x1.25x20
13	E000000201	FRONT HANGER	1	
14	E120300005	SPARK PLUG	4	
21	E120200008	IGNITION CABLE ASSEMBLY	1	
	1086000785	IGNITION CABLE ASSEMBLY	1	EURO IV
22		FOUR WIRES CLAMP	1	
23		THREE WIRES CLAMP	1	
24		DOUBLE WIRES CLAMP	1	

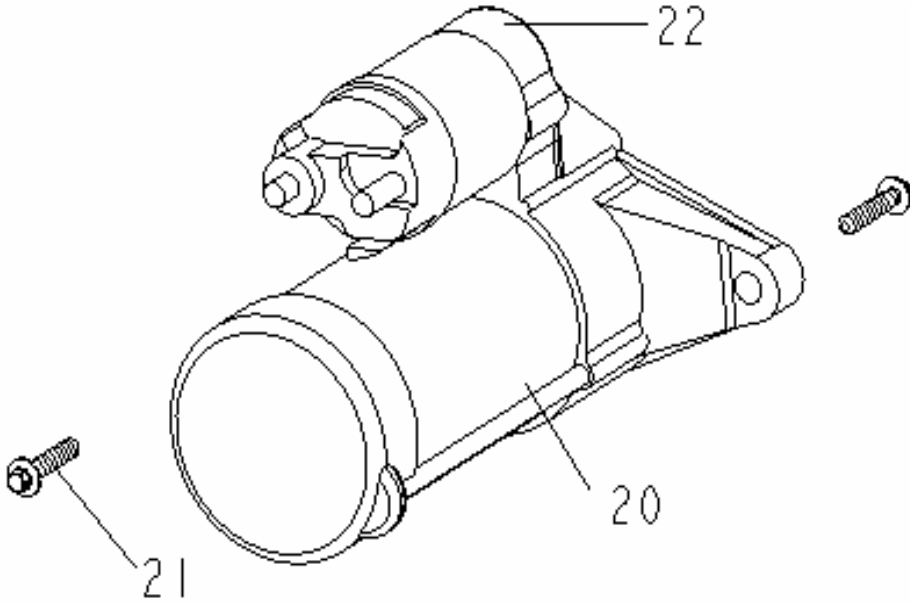
## 22 ECU & IGNITION COIL

	NO.	PART NO.	DES	QTY	REMARK
	11		HEXAGON HEAD BOLT AND PLAIN WASHER ASSEMBLY	4	M6x50
	12	E150130005	IGNITION COIL	1	
	13	1086001171	IGNITION COIL	1	EURO IV
	13	E120205001	IGNITION COIL INSTALLATION BRACKET	1	
	14		BOLT M8x31	3	
	15	E150110005	ECU (1.3 EURO II )	1	479Q
	15	2150110003	ECU (1.3 EURO III )	1	479Q
	18	E150110010	ECU (1.5&1.6 EURO II )	1	479QA & 481QA
	18	2150110008	ECU (1.5&1.6 EURO III )	1	479QA & 481QA
	20	1086001116	ECU (OBD)	1	
	20	1086001178	ECU (EURO IV)	1	479Q
	20	1086001169	ECU (EURO IV)	1	479QA
	16	E000500005	ENGINE WIRING HARNESS ASSEMBLY( EURO II )	1	
	17	2000500024	ENGINE WIRING HARNESS ASSY. ( EURO III, DUAL FANS )	1	CK
	17	1086001131	ENGINE WIRING HARNESS ASSY. ( EURO IV )	1	479Q
	17	1017007988	ENGINE WIRING HARNESS ASSY. ( EURO IV )	1	479QA
	19	1086001110	ENGINE WIRING HARNESS ASSY. (OBD)	1	CK
	19	1086001112	ENGINE WIRING HARNESS ASSY. (OBD)	1	MK

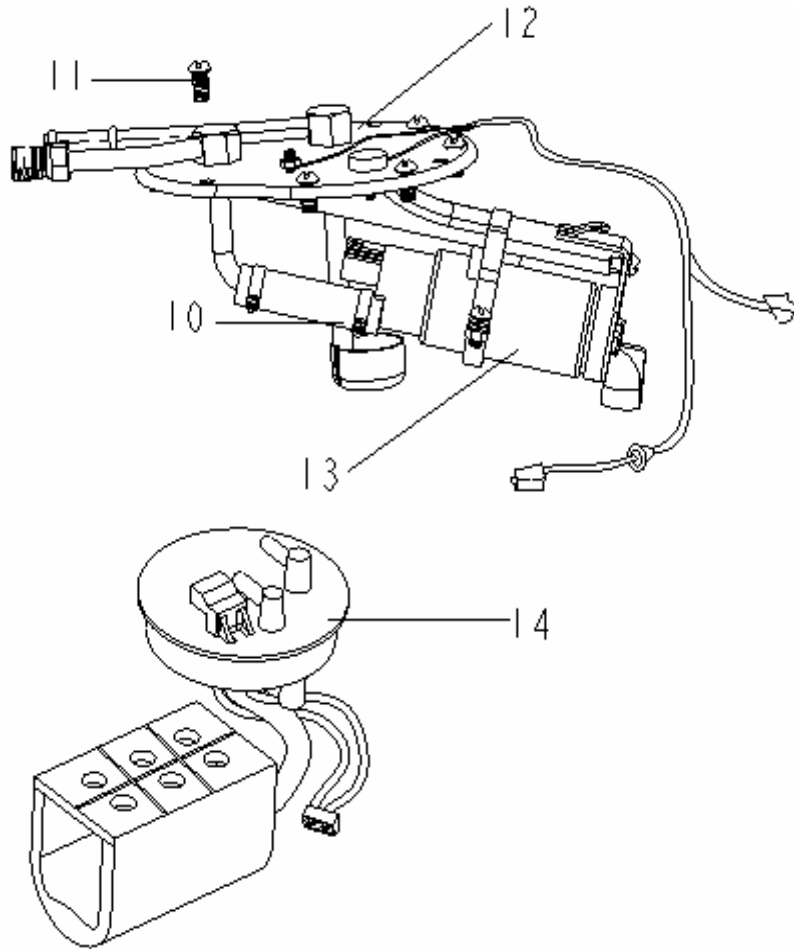
## 23 ALTERNATOR COMPONENTS

	NO.	PART NO.	DES	QTY	REMARK
	10	E090200005	ALTERNATOR ADJUSTING BRACKET	1	
	11	2090200501	ADJUSTING BRACKET BOLT M10x1.25x23	2	
	12	E090200201	ADJUSTING BLOCK	1	
	13	2090000801	ALTERNATOR UPPER/LOWER ADJUSTING BOLT	1	M8x89
	14		NUT WITH STOP TAB M10x1.25	1	
	15	E090000101	ALTERNATOR BRACKET	1	
	16	E090100005	ALTERNATOR COMPONENTS 75A	1	479Q
		1086001111	ALTERNATOR COMPONENTS 90A		481QA 479QA
	17		ALTERNATOR FRONT/REAR ADJUSTING BOLT	1	M8x43
	18		ALTERNATOR BRACKET UPPER FIXING BOLT	2	M8x25
	19		ALTERNATOR BRACKET LOWER FIXING BOLT	1	M8x30
	20	E090000501	ALTERNATOR FIXING BOLT M10x1.25x105	1	
	21	E030000401	DRIVING BELT	1	
	22	E090100101	MR479Q GENERATOR ADJUSTER	1	

## 24 STARTER

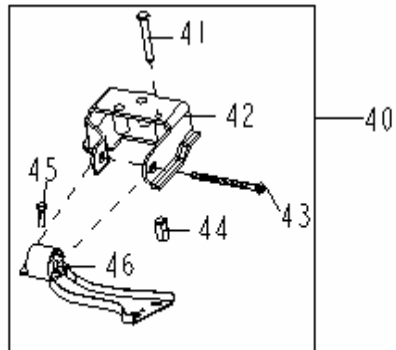
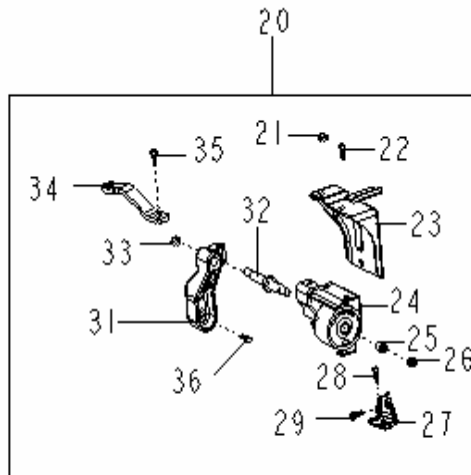
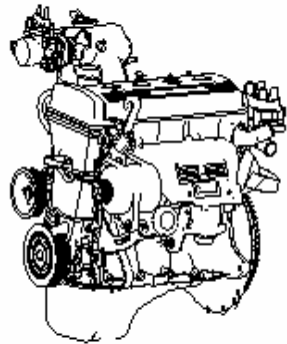
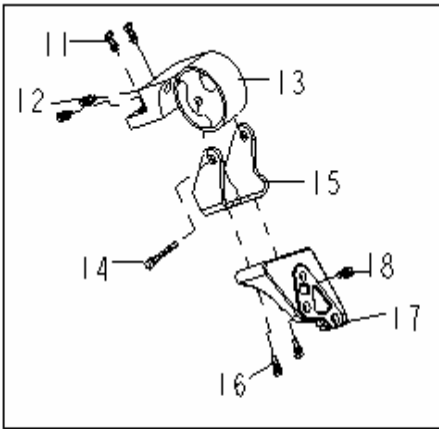
	NO.	PART NO.	DES	QTY	REMARK
	20	E080000010	STARTER COMPONENTS	1	479Q & 479QA
		E370801021	STARTER COMPONENTS	1	481QA
	21		HEXAGON HEAD BOLT AND SINGLE COIL SPRING LOCK WASHER	2	M10x1.25x40
	22		MAGNETIC SWITCH	1	

## 25 FUEL PUMP ASSEMBLY



NO.	PART NO.	DES	QTY	REMARK
10		FUEL PUMP ASSEMBLY	1	
11		CROSS RECESSED HEXAGON BOLT	8	M5x14
12		FUEL PUMP BRACKET	1	
13		FUEL PUMP	1	
14	1601285180	FUEL PUMP&FUEL LEVEL SENSOR	1	

## 26 ENGINE MOUNTING



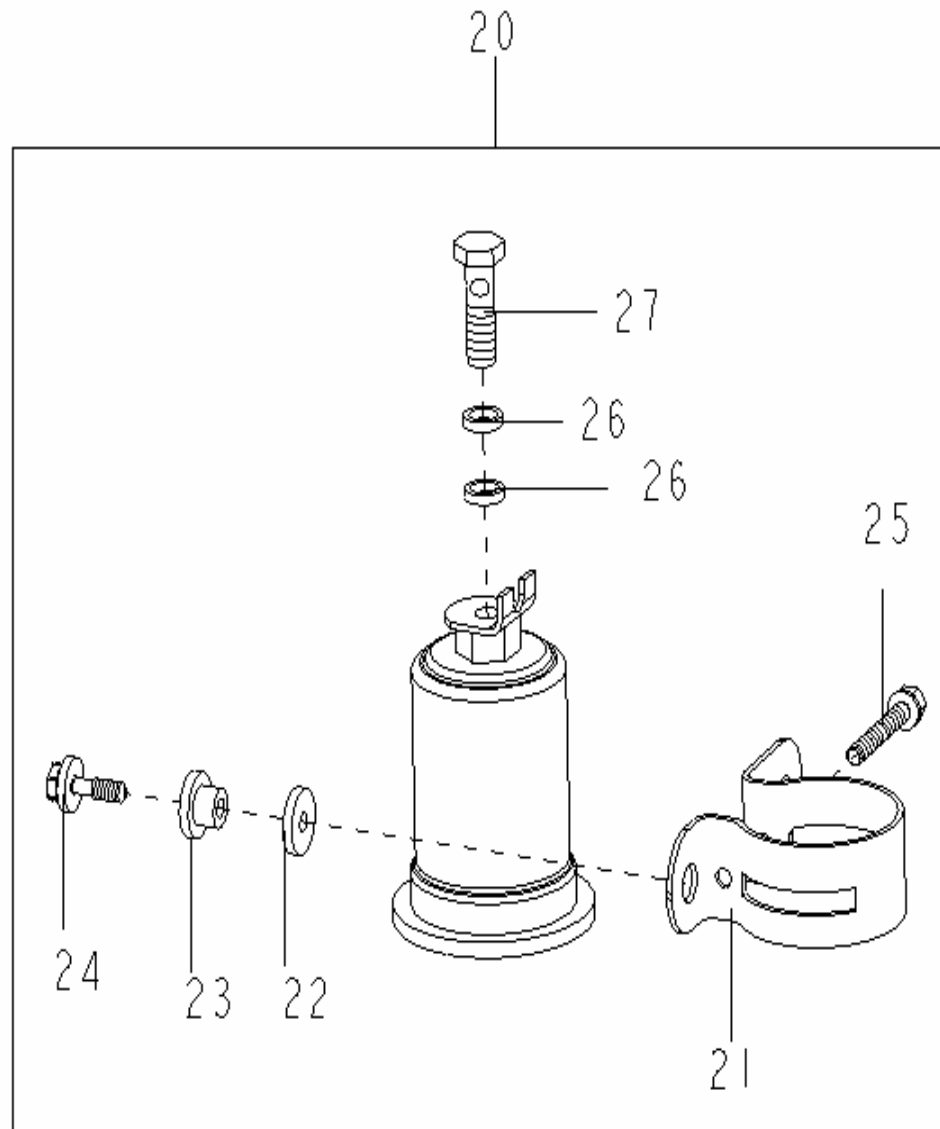
NO.	PART NO.	DES	QTY	REMARK
10		ENGINE REAR MOUNTING ASSEMBLY	1	
11		HEXAGON HEAD BOLT & THICK PLAIN WASHER ASSEMBLY	2	M10x1.25x30
12		HEXAGON HEAD BOLT M10x1.25x110	2	
13	1600437180	ENGINE REAR MOUNTING INSULATOR ASSEMBLY	1	
14		HEXAGON HEAD BOLT & SINGLE COIL SPRING LOCK WASHER	1	M12x1.25x95
15	1600501180	REAR MOUNTING BRACKET CONNECTING PLATE ASSEMBLY	1	
16		HEXAGON FLANGE BOLT-PRODUCT GRADE B M1x1.25x30	3	
17	1600434180	ENGINE REAR MOUNTING BRACKET	1	
18		HEXAGON HEAD BOLT & SINGLE COIL SPRING LOCK WASHER	2	M10x1.25x25
20		ENGINE LEFT MOUNTING ASSEMBLY	1	
21		HEXAGON FLANGE BOLT-PRODUCT GRADE A M10x1.25	1	
22		HEXAGON HEAD BOLT & SINGLE COIL SPRING LOCK WASHER	1	M12x1.25x25
23	1600564180	ENGINE LEFT MOUNTING BRACKET ASSEMBLY	1	
24	1600436180	ENGINE LEFT MOUNTING INSULATOR ASSEMBLY	1	
25		THICK PLAIN WASHER M12x1.25x25	1	
26		HEXAGON FLANGE BOLT-PRODUCT GRADE A M12x1.25	1	



## 26 ENGINE MOUNTING

NO.	PART NO.	DES	QTY	REMARK	NO.	PART NO.	DES	QTY	REMARK
27	1600566180	ENGINE RIGHT MOUNTING BRACKET REINFORCEMENT	1						
28		HEXAGON HEAD BOLT	2	M12x1.25x30					
29		HEXAGON HEAD BOLT AND SINGLE COIL SPRING LOCK WASHER	4	M10x1.25x25					
31		ENGINE RIGHT MOUNTING INSULATOR REINFORCEMENT	1						
32		AXIS PIN	1						
33		HEXAGON HEAD BOLT AND PLAIN WASHER ASSEMBLY	1	M12x1.25					
34		ENGINE RIGHT UPPER MOUNTING BRACKET	1						
35		HEXAGON HEAD BOLT AND PLAIN WASHER ASSEMBLY	2	M12x1.25x30					
36		HEXAGON HEAD BOLT M10x1.25x38	2						
40	2000410104	ENGINE RIGHT MOUNTING BRACKET ASSEMBLY	1						
41		HEXAGON HEAD BOLT AND SINGLE COIL SPRING LOCK WASHER	1	M10x1.25x50					
42	1600418180	ENGINE RIGHT MOUNTING BRACKET ASSEMBLY	1						
43		HEXAGON HEAD BOLT AND SINGLE COIL SPRING LOCK WASHER	1	M12x1.25x95					
44		LONG NUT WITH SPRING WASHER	1						
45		HEXAGON HEAD BOLT AND SINGLE COIL SPRING LOCK WASHER	3	M10x1.25x20					
46	1600435180	ENGINE RIGHT MOUNTING INSULATOR ASSEMBLY	1						

## 27 FUEL FILTER

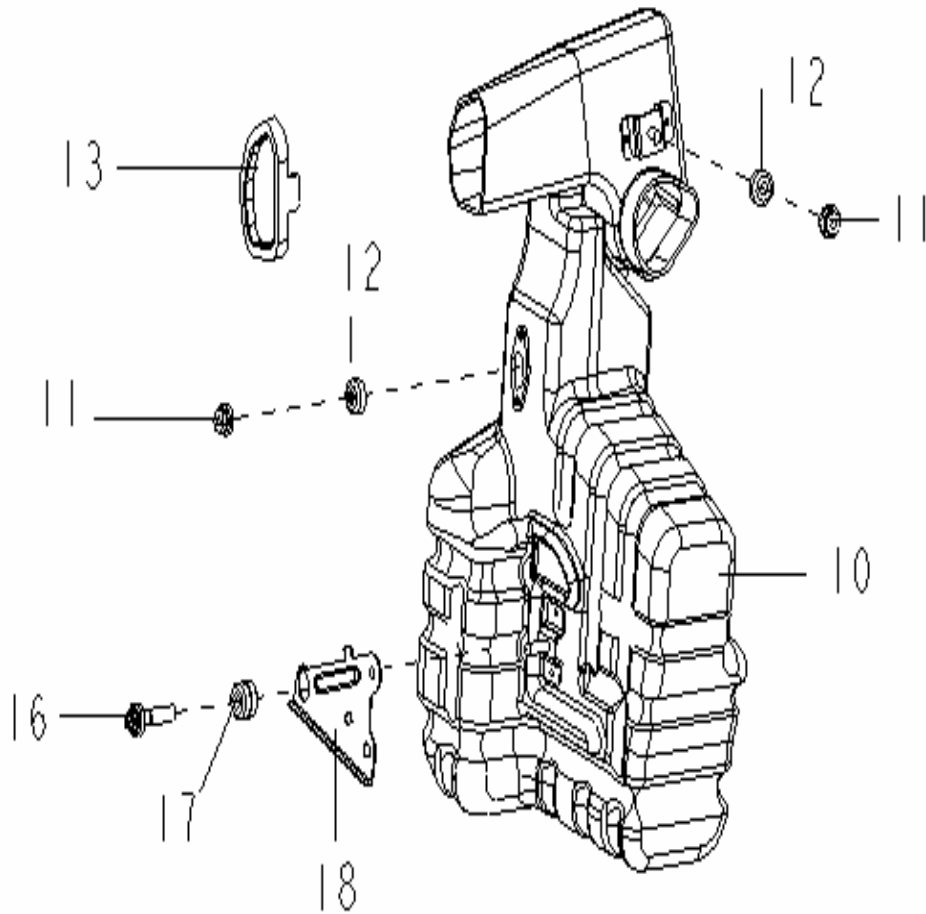


NO.	PART NO.	DES	QTY	REMARK
20	1601255180	FUEL FILTER ASSEMBLY	1	
21		FUEL FILTER FIXING BRACKET ASSEMBLY	1	
22		FUEL FILTER CUSHION	2	
23		FUEL FILTER CUSHION RETAINER	2	
24		HEXAGON TAPPING BOLT	2	
25		HEXAGON HEAD BOLT AND SINGLE COIL SPRING LOCK WASHER	1	M6x45
26		FUEL PIPE FIXING BOLT WASHER	2	
27		FUEL PIPE FIXING BOLT	1	

## 28 PHASE SENSOR AND BASE

	NO.	PART NO.	DES	QTY	REMARK
<p>The diagram shows an exploded view of the 28-phase sensor and base. Part 20 is the main housing with a mounting flange. Part 21 is the sensor unit with a central shaft. Part 22 is a hex head bolt with a plain washer, used to secure the sensor to the housing. Part 23 is another hex head bolt, used for additional mounting. Part 30 is the complete assembly, indicated by a bracket.</p>	20	E120101001	PHASE SENSOR BASE COMPONENTS	1	
	21	E150120005	PHASE SENSOR	1	
	22		HEXAGON HEAD BOLT AND PLAIN WASHER ASSEMBLY	1	M6x20
	23		HEXAGON HEAD BOLT	2	M6x16
	30		PHASE SENSOR AND BASE COMPONENTS	1	

## 29 COLD AIR INTAKE BOX

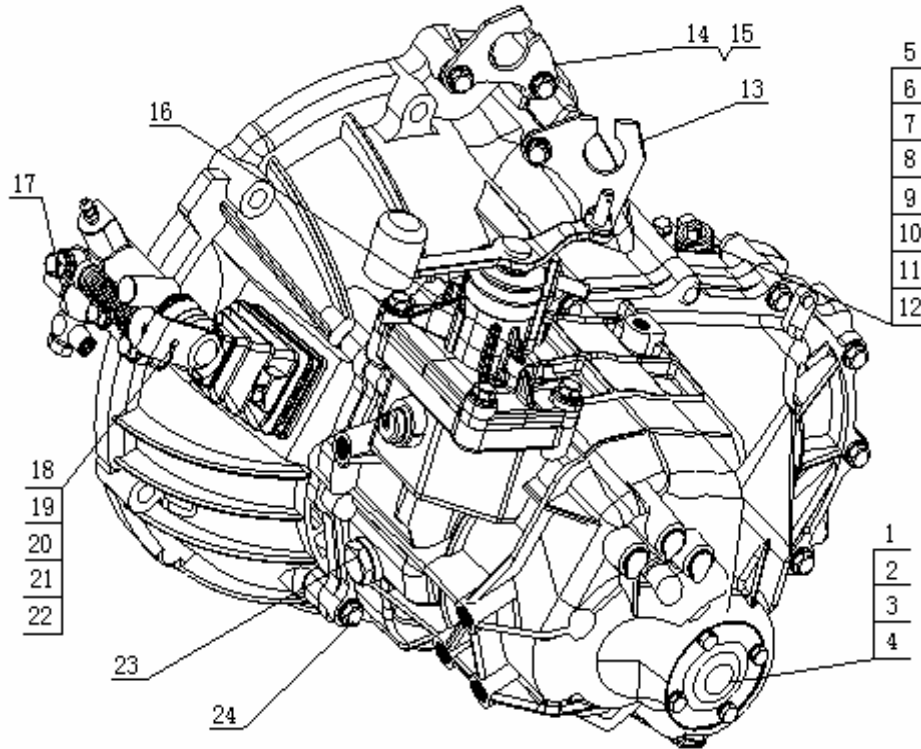


NO.	PART NO.	DES	QTY	REMARK
10	1109320005	COLD AIR INTAKE BOX ASSEMBLY	1	
11		HEXAGON NUT AND WAVE WASHER ASSEMBLY M6	2	
12		BOWL-SHAPED WASHER	2	
13		FLEXIBLE WASHER	1	
16		HEXAGON HEAD BOLT AND LARGE PLAIN WASHER ASSEMBLY	1	
17		WASHER	1	
18	1109401005	COLD AIR INTAKE BOX LOWER BRACKET	1	

### 30 CLUTCH ASSEMBLY

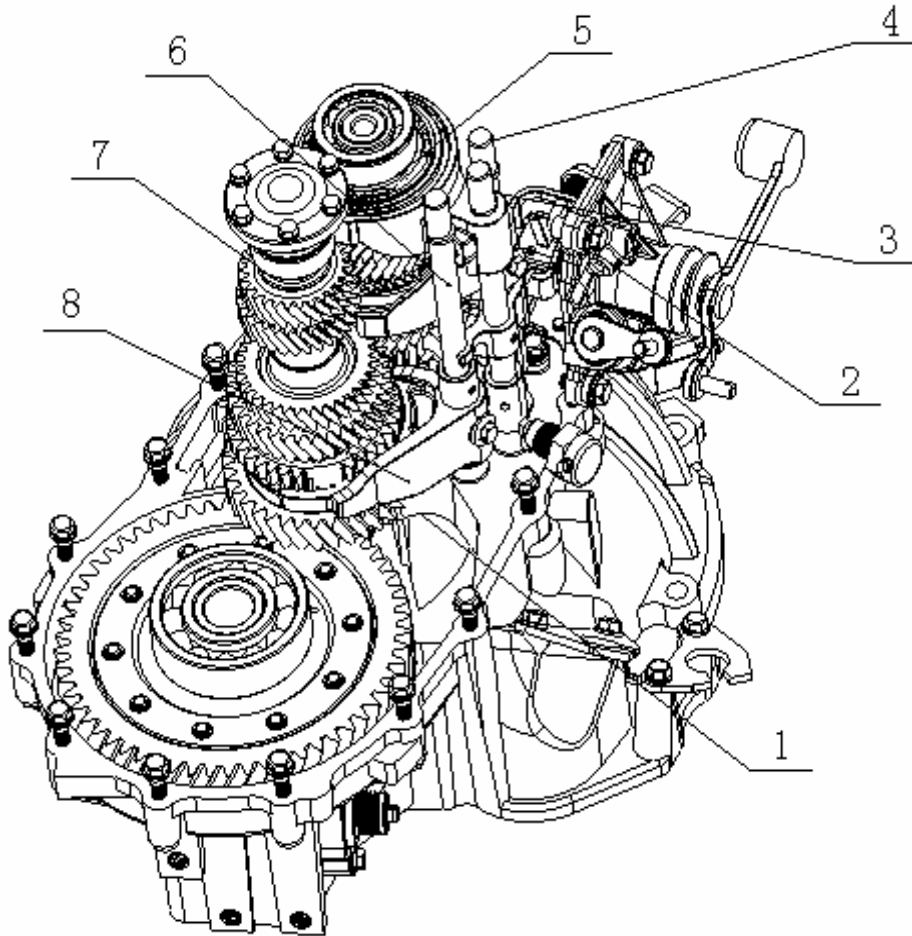
	NO.	PART NO.	DES	QTY	REMARK
	11	1086001146	FRICITION PLATE ASSEMBLY	1	
	12	1086001145	PRESSUREPLATE ASEMBLY	1	
	13		HEXAGON HEAD BOLT M8x16	6	
	14		CLUTCH ASSEMBLY	1	

# S160G TRANSMISSION ASSEMBLY SPARE PARTS



NO.	PART NO.	DES.	QTY	REMARK
1	3170102101	END CAP	1	
2	3170122211	PRESS COVER	1	
3	3170122401	OUTPUT SHAFT SPRING	1	
4	3170100006	END CAP BOLT	4	
5	3170121601	O RING-ODOMETER	2	
6	3230330901	DRIVING GEAR-ODOMETER	1	
7	3170121005	DRIVEN GEAR-ODOMETER	1	
8	3170120102	CASE-ODOMETER DRIVEN GEAR	1	
9	3170121501	SPRING	1	
10	3170100008	ODOMETER BOLT	1	
11	3170121301	ODOMETER LOCK WASHER	1	
12	3380209001	ODOMETER OIL SEAL	1	
13	3170102002	SHIFT CABLE BRACKET	1	
14	3170102001	SHIFT CABLE BRACKET	1	
15	3170122301	SHIFT CABLE BRACKET BOLT	4	
16	3150010001	SHIFT COVER TIGHTENING BOLT	2	
17	3160131006	CLUTCH SLAVE PUMP	1	
18	3160121101	RELEASE FORK	1	
19	3160122001	CLUTCH BEARING	1	
20	3160132001	SUPPORTING POST	1	
21	3160121201	SPRING	1	
22	3160133005	BOOT	1	
23	3170216001	SHIFT POSITION ASSEMBLY	1	
24	3170102301	ATTACHING BOLT	14	

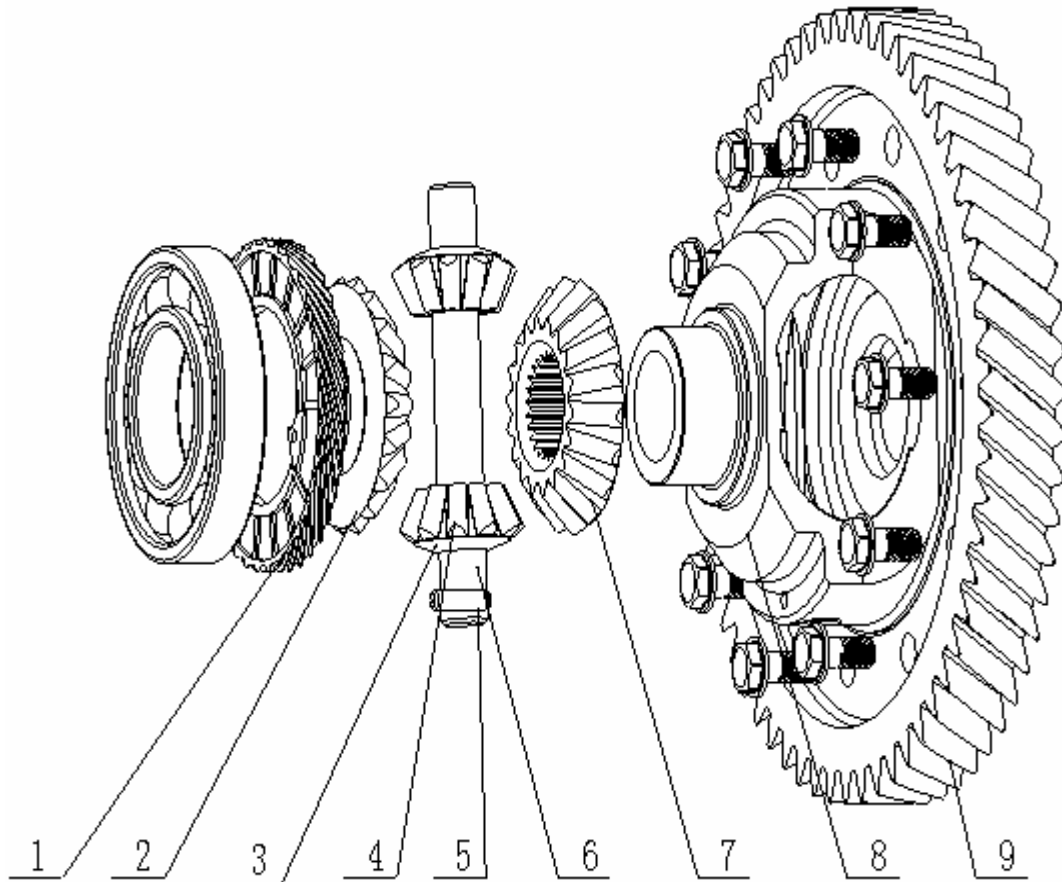
## S160G TRANSAXLE ASSEMBLY SPARE PARTS



NO.	PART NO.	DES.	QTY	REMARK
1	3170103001	S SHAPE OIL SEAL	1	
2	3170200005	VENT PLUG ASSEMBLY	1	
3	3170206111	REVERSE SHIFT FORK SHAFT	1	5TH
4	3170206011	SHIFT FORK-3RD AND 4TH GEAR	1	
5	3436316002	BEARING-INPUT SHAFT	1	
6	3170205911	FORK SHAFT-1ST AND 2ND GEAR	1	
7	3204715101	BEARING-OUTPUT SHAFT	1	
8	3170202401	GEAR SHIFT FORK SHAFT	1	1ST,2ND

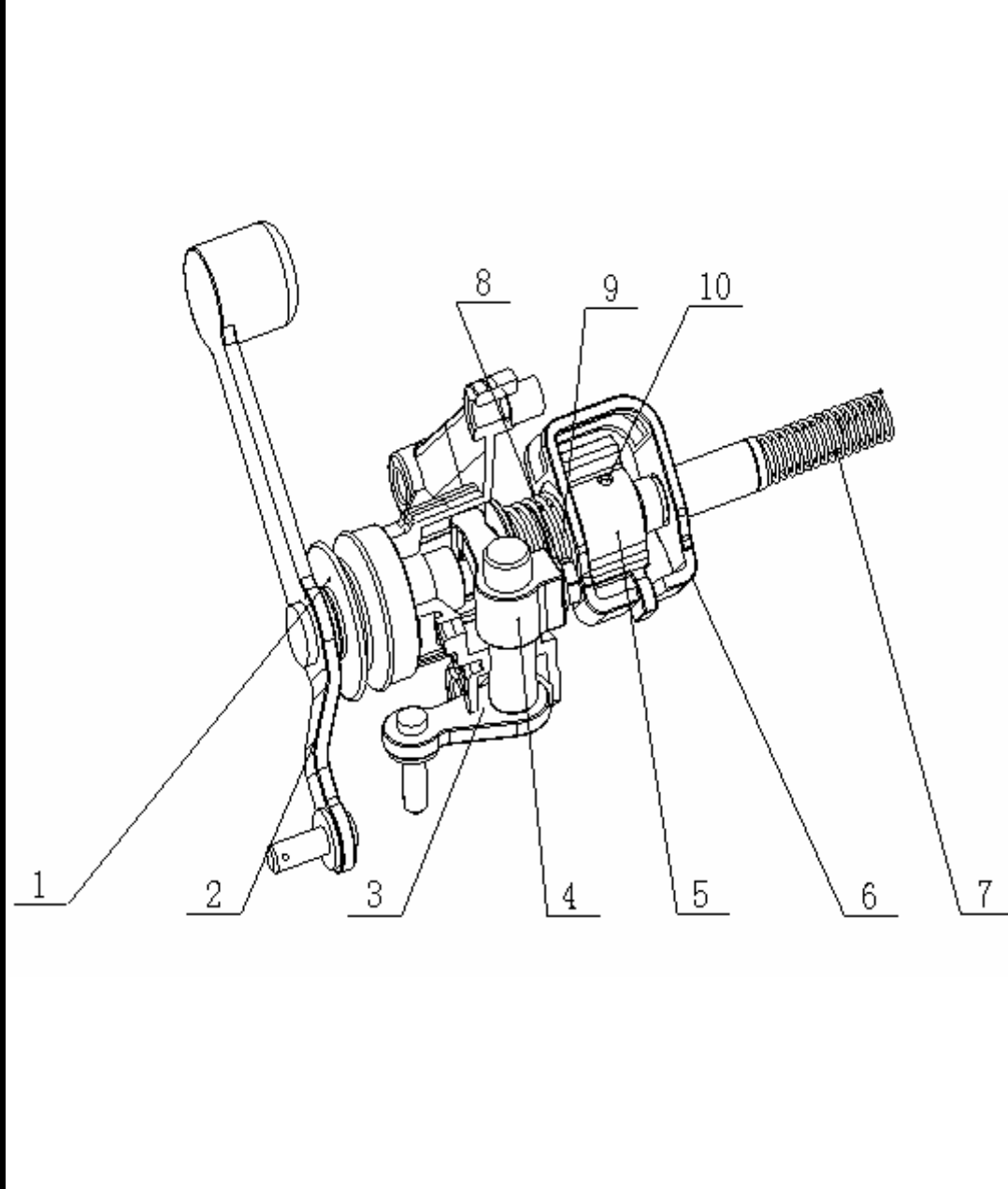
## S160G DIFFERENTIAL ASSEMBLY SPARE PARTS

NO.	PART NO.	DES.	QTY	REMARK
1	3230330901	GEAR-ODOMETER DRIVING	1	
2	3230330701	SIDE GEAR GASKET	2	
3	3230330601	PLANETARY GEAR GASKET	2	
4	3230330301	PLANETARY GEAR	2	
5	3230331001	ELASTIC CYLINDER PIN	1	
6	3230330402	PLANETARY GEAR SHAFT	1	
7	3230330201	SIDE GEAR	2	
8	3230330111	DIFFERENTIAL CASE	1	
9	3230330811	DIFFERENTIAL RING GEAR	1	

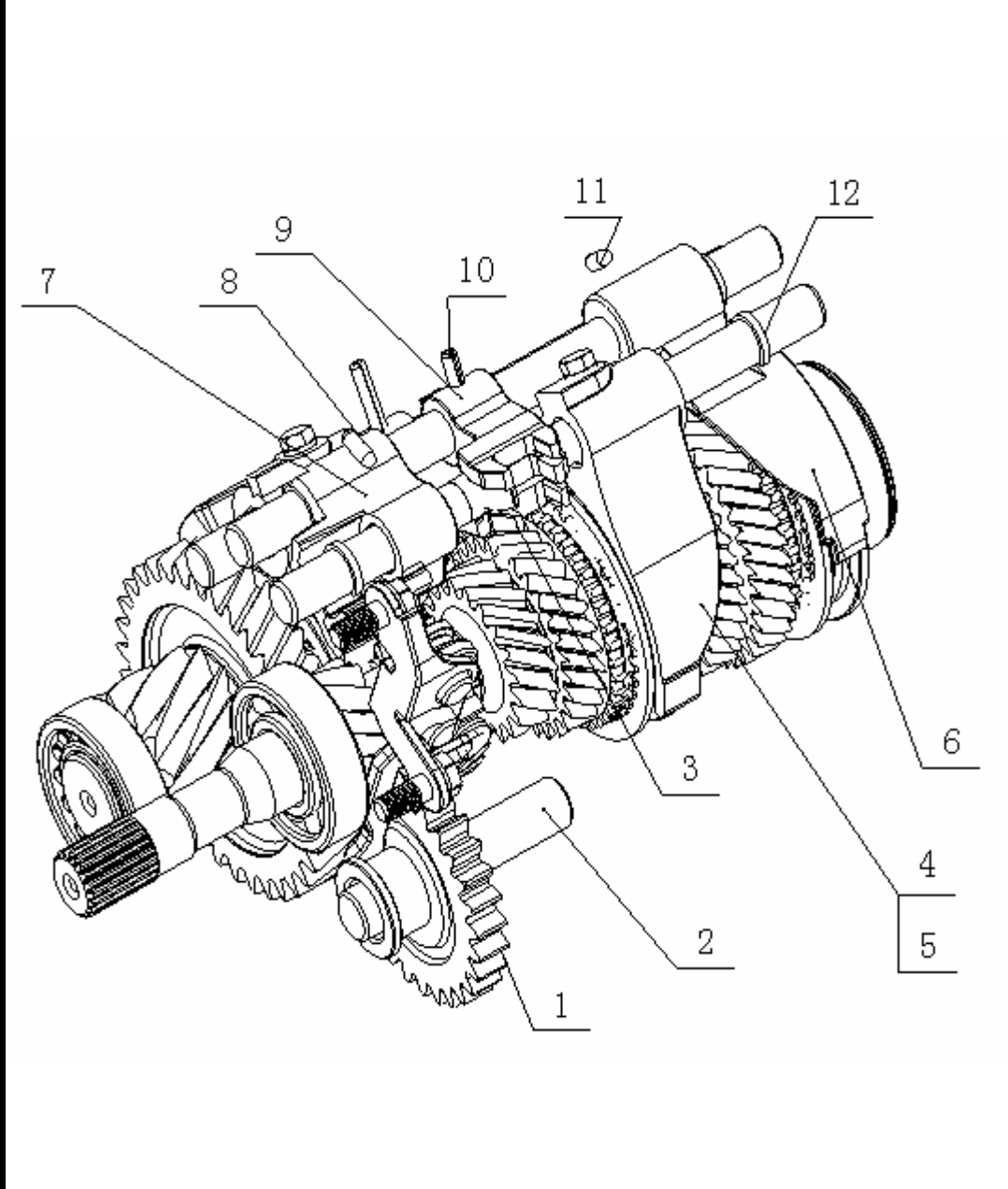




## S160G COVER-GEARSHIFT ASSEMBLY SPARE PARTS

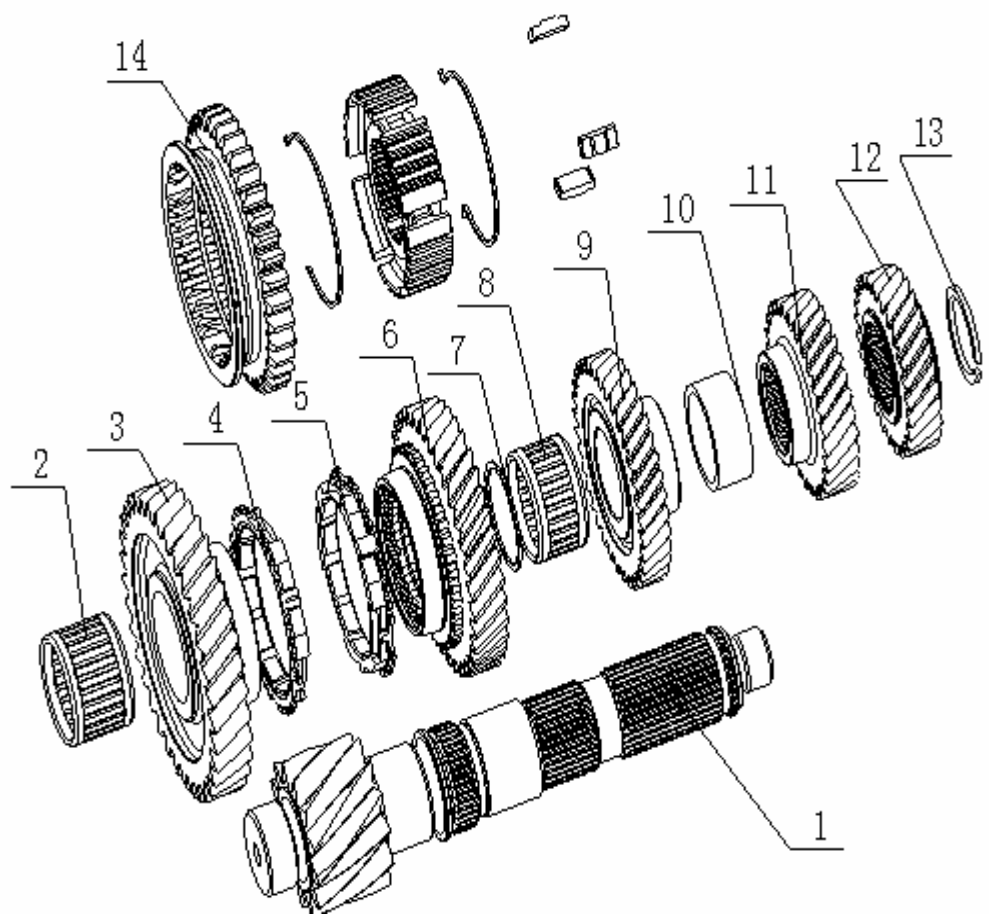
	NO.	PART NO.	DES.	QTY	REMARK
	1	3170212501	GEARSHIFT GUIDE SHAFT BOOT	1	
	2	3170210104	GUIDE SHAFT-GEARSHIFT	1	
	3	3170211105	ROCKER	1	
	4	3170211001	GEAR SHIFTER	1	
	5	3170214201	GEAR SHIFTER	1	
	6	3170214601	BRACKET -SHIFT LEVER	1	
	7	3170213001	RETURN SPRING B	1	
	8	3170211501	NUT	1	
	9	3170212601	RETURN SPRING A	1	
	10	3170203601	CYLINDER PIN	1	

## S160G SHIFT SYSTEM ASSEMBLY SPARE PARTS

	NO.	PART NO.	DES.	QTY	REMARK
	1	3170108201	REVERSE COUNTER GEAR	1	
	2	3170109201	REVERSE COUNTER GEAR SHAFT	1	
	3	3170205401	GUIDE BLOCK-5TH AND REVERSE GEAR	1	
	4	3170202711	SHIFT FORK SHAFT	1	3TH,4TH
	5	3150010002	SHIFT FORK BOLT	2	
	6	3170202901	FIFTH GEAR SHIFT FORK	1	
	7	3170205601	GUIDE BLOCK - REVERSE GEAR	1	
	8	3170209201	PIN	1	
	9	3170205201	GUIDE BLOCK	1	1ST,2ND
	10	3170206301	ELASTIC CYLINDER PIN	2	
	11	3170209401	PIN	1	
	12	3170207701	FORK SHAFT SNAP RING	5	

## S160G OUTPUT SHAFT ASSEMBLY SPARE PARTS

NO.	PART NO.	DES.	QTY	REMARK
1	3170110611	OUTPUT SHAFT	1	
2	3343928111	NEEDLY ROLLER BEARING	1	1ST
3	3170111111	GEAR-1ST SPEED,OUTPUT	1	
4	3170112801	SYNCHRONIZER GEAR RING	1	1ST
5	3170112901	SYNCHRONIZER GEAR RING	1	2ND
6	3170113111	GEAR-2ND SPEED,OUTPUT	1	
7	3170104301	NEEDLY ROLLER SECLUSION RING	1	
8	3343923111	NEEDLY ROLLER BEARING	1	2ND
9	3170113611	GEAR-3RD SPEED,OUTPUT	1	
10	3170113711	COVER ORIENTATION	1	
11	3170113811	GEAR-4TH SPEED,OUTPUT	1	
12	3170114011	GEAR-5TH SPEED,OUTPUT	1	
13	3170110101	OUTPUT 5TH GEAR RING	1	
14	3170112011	SYNCHRONIZER ASSEMBLY	1	1ST,2ND



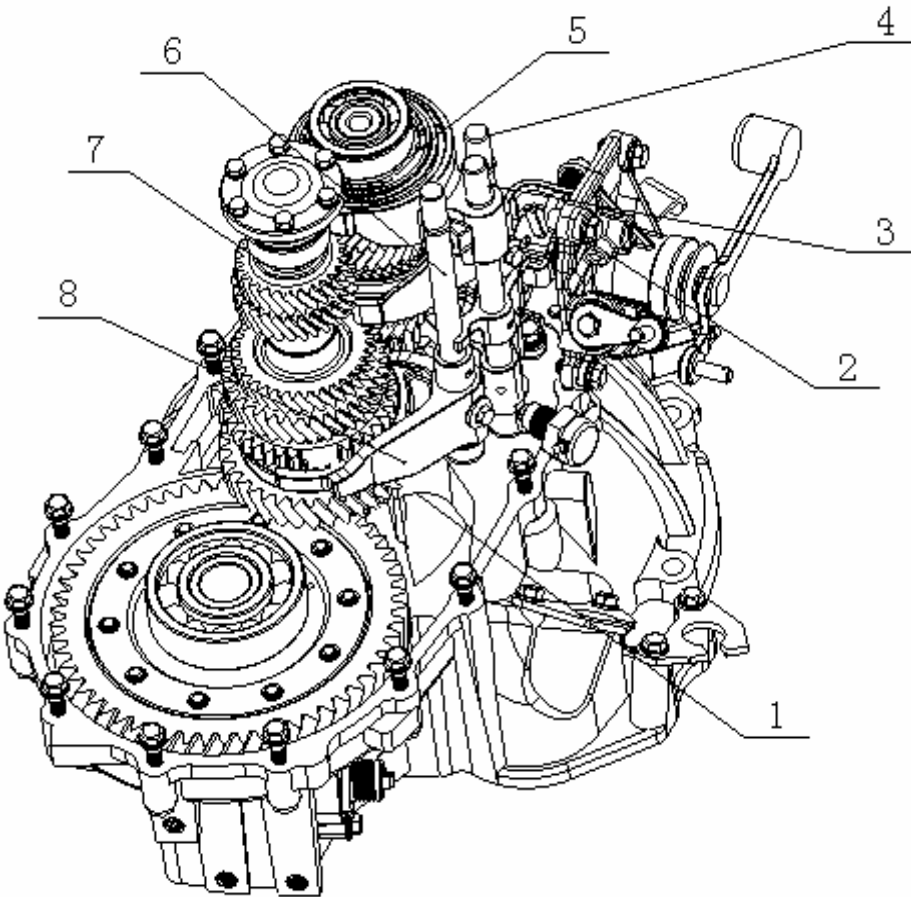
## S160G SHAFT-INPUT ASSEMBLY SPARE PARTS

	NO.	PART NO.	DES.	QTY	REMARK
	1	3170104111	SHAFT-INPUT	1	
	2	3170105211	GEAR-3RD SPEED,INPUT	1	
	3	3170106601	RING-3RD SPEED SYNCHRONIZING	1	
	4	3170106701	RING-4TH SPEED SYNCHRONIZING	1	
	5	3170104201	1ST,2ND,3RD,4TH SPEED SPRING	2	
	6	3170105411	GEAR-4TH SPEED,INPUT	1	
	7	3343921111	NEEDLY ROLL BEARING	1	3RD,4TH
	8	3170104401	INPUT FOURTH GEAR THURST WASHER	1	
	9	3170104501	BALL-ORIENTATION	1	4TH
	10	3170105811	GEAR-5TH SPEED,INPUT	1	
	11	3170104601	THRUST WASHER RETAINER	1	4TH
	12	3313620111	NEEDLY ROLLER BEARING	1	5TH
	13	3170107601	RING-5TH SPEED SYNCHRONIZING	1	
	14	3170106011	SYNCHRONIZER ASSEMBLY	1	3RD,4TH
	15	3170107011	SYNCHRONIZER ASSEMBLY	1	5TH

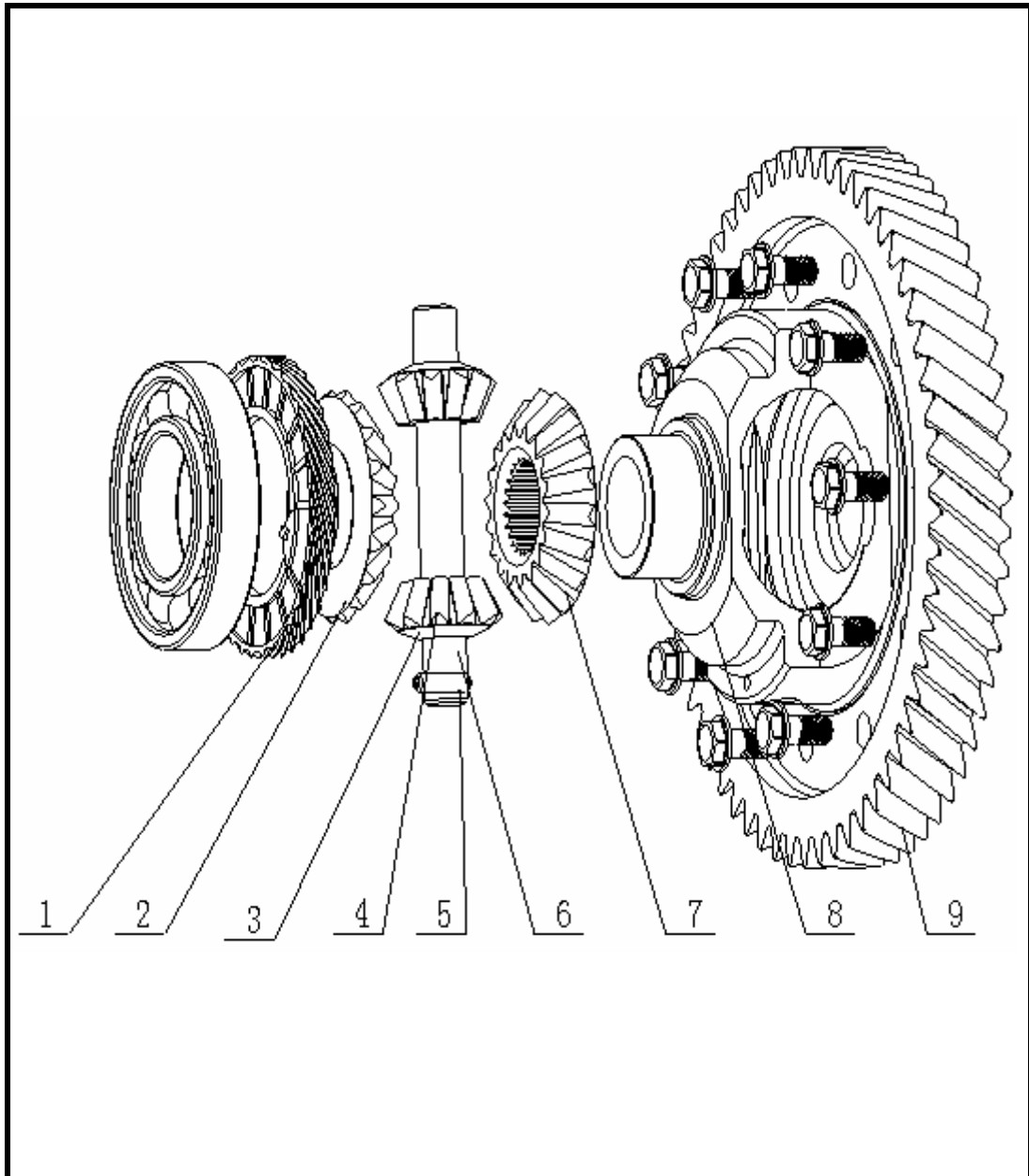
# S160 TRANSMISSION ASSEMBLY SPARE PARTS

	NO.	PART NO.	DES	QTY	REMARK
	1	3170102101	END CAP	1	
	2	3170122201	PRESS COVER	1	
	3	3170122401	OUTPUT SHAFT SPRING	1	
	4	3170100006	END CAP BOLT	4	
	5	3170121601	O RING-ODOMETER	2	
	6	3230330901	DRIVING GEAR-ODOMETER	1	
	7	3170121005	DRIVEN GEAR-ODOMETER	1	
	8	3170120102	CASE-ODOMETER DRIVEN GEAR	1	
	9	3170121501	SPRING	1	
	10	3170100007	ODOMETER BOLT	1	
	11	3170121301	ODOMETER LOCK WASHER	1	
	12	3380209001	ODOMETER OIL SEAL	1	
	13	3170102002	SHIFT CABLE BRACKET	1	
	14	3170102001	SHIFT CABLE BRACKET	1	
	15	3170122301	SHIFT CABLE BRACKET BOLT	4	
	16	3150010001	SHIFT COVER TIGHTENING BOLT	2	
	17	3160131006	CLUTCH SLAVE PUMP	1	
	18	3160121101	RELEASE FORK	1	
	19	3160122001	CLUTCH BEARING	1	
	20	3160132001	SUPPORTING POST	1	
	21	3160121201	SPRING	1	
	22	3160133005	BOOT	1	
	23	3170216001	SHIFT POSITION ASSEMBLY	1	
	24	3170102301	ATTACHING BOLT	14	

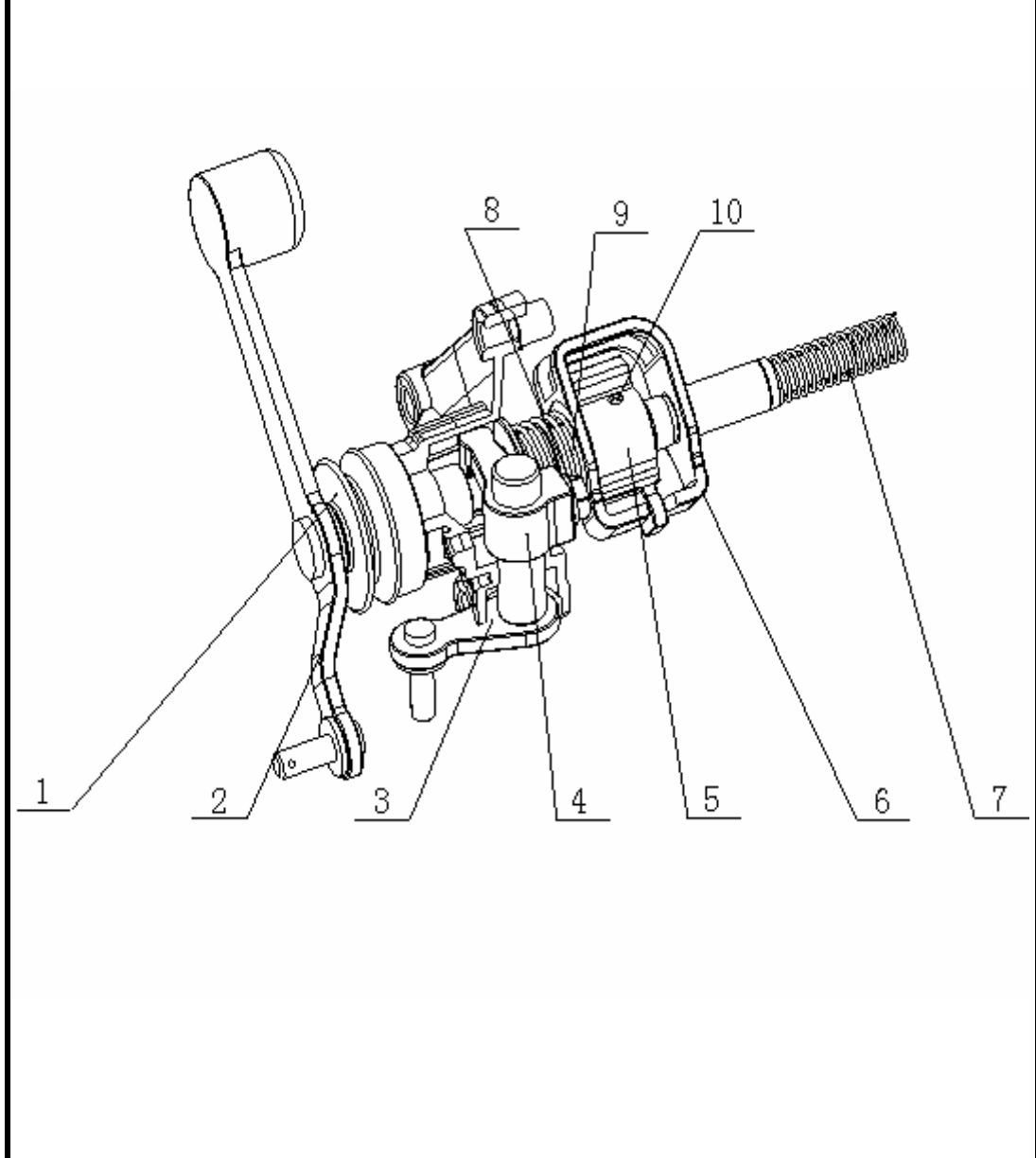
## S160 TRANSAXLE ASSEMBLY SPARE PARTS

	NO.	PART NO.	DES	QTY	REMARK
	1	3170103001	S SHAPE OIL SEAL	1	
	2	3170200005	VENT PLUG ASSEMBLY	1	
	3	3170206101	REVERSE SHIFT FORK SHAFT	1	5TH
	4	3170206001	SHIFT FORK-3RD AND 4TH GEAR	1	
	5	3204715101	BEARING-INPUT SHAFT	1	
	6	3170205901	FORK SHAFT-1ST AND 2ND GEAR	1	
	7	3204715101	BEARING-OUTPUT SHAFT	1	
	8	3170202401	GEAR SHIFT FORK SHAFT	1	1ST,2ND

# S160 DIFFERENTIAL ASSEMBLY SPARE PARTS

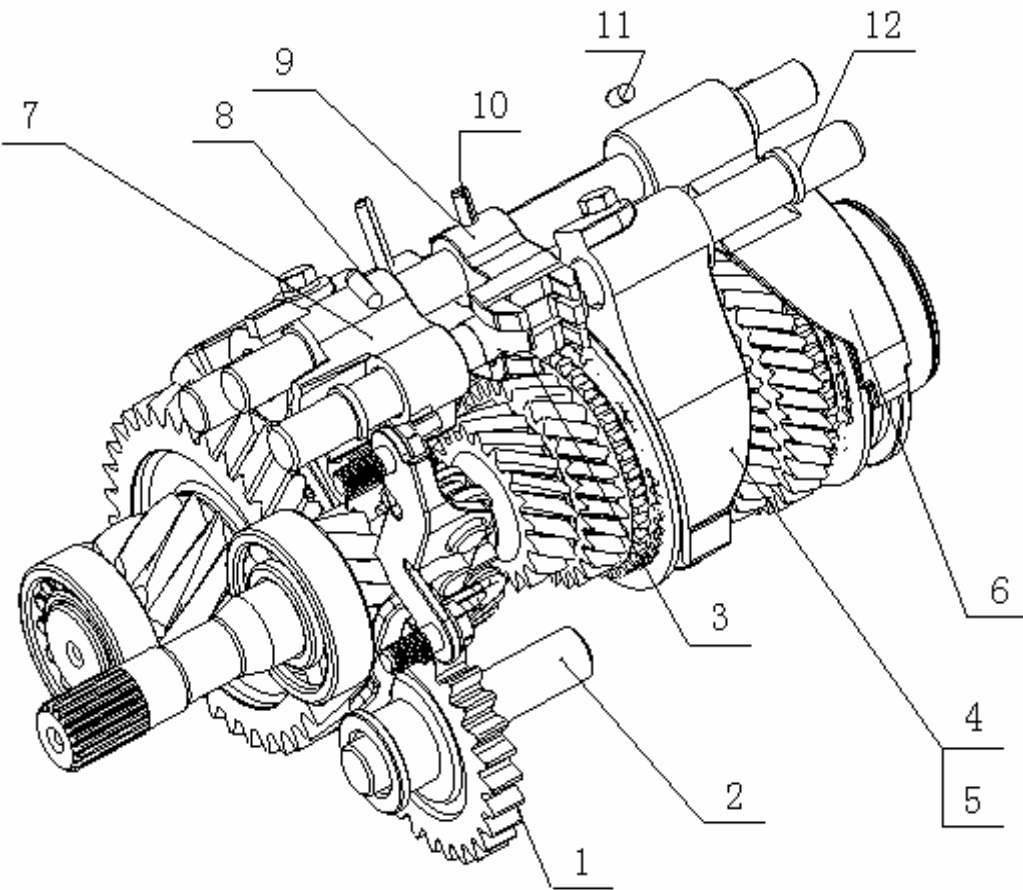
	NO.	PART NO.	DES	QTY	REMARK
	1	3230330901	GEAR-ODOMETER DRIVING	1	
	2	3230330701	SIDE GEAR GASKET	2	
	3	3230330601	PLANETARY GEAR GASKET	2	
	4	3230330301	PLANETARY GEAR	2	
	5	3230331001	ELASTIC CYLINDER PIN	1	
	6	3230330401	PLANETARY GEAR SHAFT	1	
	7	3230330201	SIDE GEAR	2	
	8	3230330101	DIFFERENTIAL CASE	1	
	9	3230330801	DIFFERENTIAL RING GEAR	1	
		3230331111	DIFFERENTIAL BOLT 12*19.5(7A)	6	7A

## S160 COVER-GEARSHIFT ASSEMBLY SPARE PARTS

	NO.	PART NO.	DES	QTY	REMARK
	1	3170212501	GEARSHIFT GUIDE SHAFT BOOT	1	
	2	3170210104	GUIDE SHAFT-GEARSHIFT	1	
	3	3170211105	ROCKER	1	
	4	3170211001	GEAR SHIFTER	1	
	5	3170214201	GEAR SHIFTER	1	
	6	3170214601	BRACKET -SHIFT LEVER	1	
	7	3170213001	RETURN SPRING B	1	
	8	3170211501	NUT	1	
	9	3170212601	RETURN SPRING A	1	
	10	3170203601	CYLINDER PIN	1	

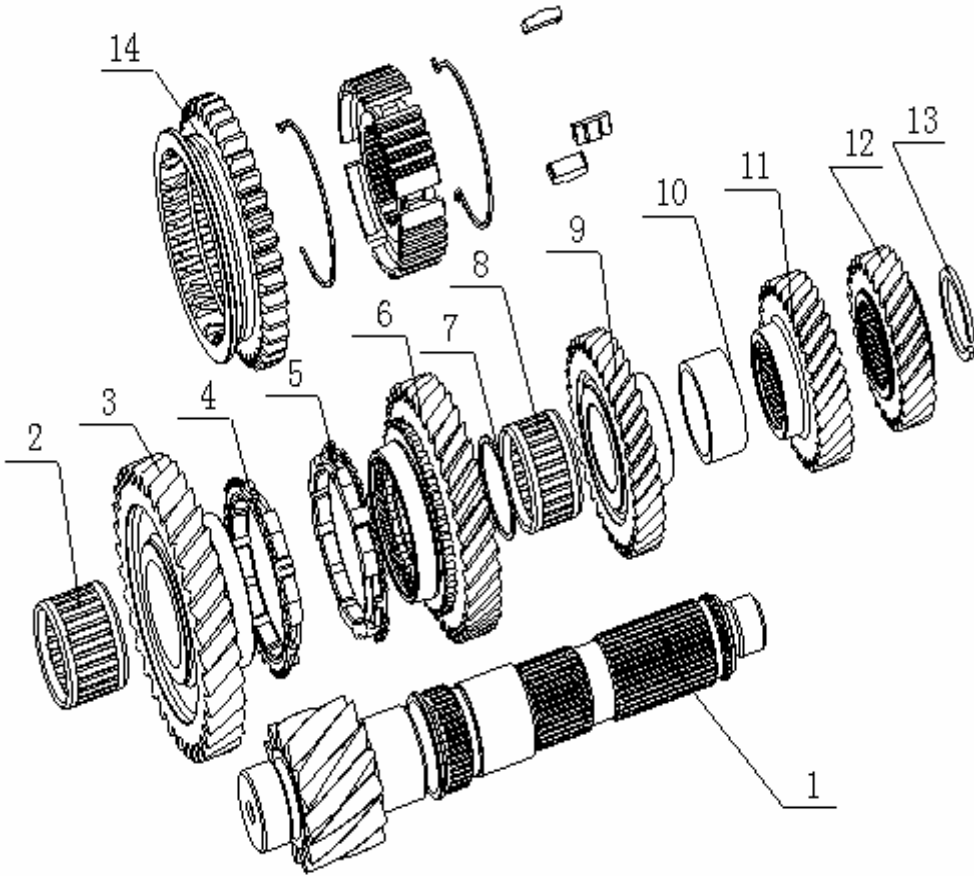


## S160 SHIFT SYSTEM ASSEMBLY SPARE PARTS

	NO.	PART NO.	DES	QTY	REMARK
	1	3170108201	REVERSE COUNTER GEAR	1	
	2	3170109201	REVERSE COUNTER GEAR SHAFT	1	
	3	3170205401	GUIDE BLOCK-5TH AND REVERSE GEAR	1	
	4	3170202701	SHIFT FORK SHAFT	1	3TH,4TH
	5	3150010002	SHIFT FORK BOLT	2	
	6	3170202901	FIFTH GEAR SHIFT FORK	1	
	7	3170205601	GUIDE BLOCK - REVERSE GEAR	1	
	8	3170209201	PIN	1	
	9	3170205201	GUIDE BLOCK	1	1ST,2ND
	10	3170206301	ELASTIC CYLINDER PIN	2	
	11	3170209401	PIN	1	
	12	3170207701	FORK SHAFT SNAP RING	5	

## S160 OUTPUT SHAFT ASSEMBLY SPARE PARTS

NO.	PART NO.	DES	QTY	REMARK
1	3170110601	OUTPUT SHAFT	1	
2	3343928101	NEEDLY ROLLER BEARING	1	1ST
3	3170111101	GEAR-1ST SPEED,OUTPUT	1	
4	3170112801	SYNCHRONIZER GEAR RING	1	1ST
5	3170112901	SYNCHRONIZER GEAR RING	1	2ND
6	3170113101	GEAR-2ND SPEED,OUTPUT	1	
7	3170104301	NEEDLY ROLLER SECLUSION RING	1	
8	3343923101	NEEDLY ROLLER BEARING	1	2ND
9	3170113601	GEAR-3RD SPEED,OUTPUT	1	
10	3170113701	COVER ORIENTATION	1	
11	3170113801	GEAR-4TH SPEED,OUTPUT	1	2ND
12	3170114001	GEAR-5TH SPEED,OUTPUT	1	
13	3170110101	OUTPUT 5TH GEAR RING	1	
14	3170112005	SYNCHRONIZER ASSEMBLY	1	1ST,2ND



## S160 SHAFT-INPUT ASSEMBLY SPARE PARTS

NO.	PART NO.	DES	QTY	REMARK
1	3170104101	SHAFT-INPUT	1	
2	3170105201	GEAR-3RD SPEED,INPUT	1	
3	3170106601	RING-3RD SPEED SYNCHRONIZING	1	
4	3170106701	RING-4TH SPEED SYNCHRONIZING	1	
5	3170104201	1ST,2ND,3RD,4TH SPEED SPRING	2	
6	3170105401	GEAR-4TH SPEED,INPUT	1	
7	3343921101	NEEDLY ROLL BEARING	1	3RD,4TH
8	3170104401	INPUT FOURTH GEAR THURST WASHER	1	
9	3170104501	BALL-ORIENTATION	1	4TH
10	3170105801	GEAR-5TH SPEED,INPUT	1	
11	3170104601	THRUST WASHER RETAINER	1	4TH
12	3313620101	NEEDLY ROLLER BEARING	1	5TH
13	3170107601	RING-5TH SPEED SYNCHRONIZING	1	
14	3170106001	SYNCHRONIZER ASSEMBLY	1	3RD,4TH
15	3170107005	SYNCHRONIZER ASSEMBLY	1	5TH

